



Term: Summer 2

Teacher & Year Group: Miss Newton Class 3-4.

Week 15



### Home Learning

Hi class 3-4!

I can't believe it has been so long since we were last in the classroom, we are now coming into the 15<sup>th</sup> week of Home Learning. I hope you are all trying hard with your work and I can't wait to see and hear about what you have been doing when we are all back in school!

I have sent some more lessons for you to get on with and I hope you are regularly practicing your reading, handwriting and times tables.

I hope to see you all soon,  
Miss Newton.

### Daily Activities

English

**Monday**

As many of the zoos have started to reopen, I thought we would do some work around zoos and the animals that we may see there. Below are two links to two different zoos. There are pictures, facts, and videos about the different animals.

<https://kids.sandiegozoo.org/videos/rhinoceroses> <https://www.chesterzoo.org/our-zoo/animals/>

Today I would like you to choose any animal and create a fact file about that animal. You need to include the name of the animal, its habitat, diet, a description of what it looks like and some other fun facts. You could even create your own Top Trump card about the animal you choose.

**Tuesday**

Using the same animal as yesterday I would like you to now make up a poem. You can make it rhyme, create a shape poem (poem in the shape of your animal), a kenning, Haiku or Tanka poem. Be as creative as you like, we have done lots of poetry so think back to some that we have already done.

**Wednesday**

Create a leaflet to advertise the zoo and its main attractions. Include the name of the zoo, the price, some pictures of the animals, a list of facilities (toilets, cafes, gift shop). You could



		<p>include information about feeding times for the animals, talks or shows. Remember to make your leaflet eye catching so people pick it up.</p> <p><b>Thursday</b> Now I would like you to create a map of the zoo. I have included a template, but it might be useful to research different maps on the internet, look at how detailed they are. Try your best to recreate your own map full of all your favourite animals.</p> <p><b>Friday</b> Finally, I would like you to write a few paragraphs explaining the pros and cons (good and bad things) of having zoos. Think about things like endangered species, breeding programmes, captivity, space, habitats...</p> <p><a href="https://www.bbc.co.uk/teach/what-are-zoos-for/z649f4j">https://www.bbc.co.uk/teach/what-are-zoos-for/z649f4j</a> This link gives some more ideas for your argument and below in the resources are further facts to support your argument.</p>
<b>Maths</b>	<b>Daily Activities</b>	
	<b>Year 3 &amp; 4</b>	<p>This week I would like you to design your own zoo. In the resource section below will be a list of products with their costings and your budget (the money you have to spend). You may need to do several small sums in order to make sure you do not over spend. Make sure you go onto TT Rockstars each week too.</p>
<b>Art</b>	<p>This links in with the Maths and English for this week to create your own zoo. You can either make a 2D zoo drawing a picture on a piece of paper or you could try to make a 3D zoo using junk modeling.</p>	
<b>Science</b>	<p>Again, to continue with the theme of animals in zoos. I have included an activity below about grouping and classifying animals. This will also help when designing your zoo so that you know which animals should be grouped together.</p> <p><a href="https://www.bbc.co.uk/bitesize/topics/zn22pv4/articles/z3nbcwx">https://www.bbc.co.uk/bitesize/topics/zn22pv4/articles/z3nbcwx</a></p>	
<b>Computing</b>	<p>Don't forget you can go on Espresso coding or practise your computing skills by typing up a story or creating a powerpoint - this could be about anything you want - maybe even something about a zoo or your favourite animal!</p>	
<b>Religious Education</b>	<p>Look at the resources below on Noah's Ark. I would like you to think about why God decided to save Noah, his family, and the animals and why it is important to look after animals. Record your answers in your Home Learning book.</p>	



<p>P.E</p>	<p><a href="https://www.youtube.com/user/thebodycoach1">https://www.youtube.com/user/thebodycoach1</a> Every morning at 9am, Joe Wicks streams a live PE lesson. It is 30minutes long, if you don't tune in at that time, you can access it at any time on his YouTube channel, follow the link above.</p> <p><a href="https://www.youtube.com/results?search_query=cosmic+kids+yoga">https://www.youtube.com/results?search_query=cosmic+kids+yoga</a> I have also included a YouTube link for Cosmic Kids Yoga – these videos are great as they tell a story through Yoga.</p>
<p>PSHE</p>	<p>Feelings</p> <p>Imagine you are an animal living in the wild, what animal would you be? How do you feel about being in the wild? All that free space to run around, having to find food for yourself.</p> <p>Now imagine you are the same animal living in the zoo, how would you feel now? Locked in a cage, people coming to visit regularly, and your food prepared for you.</p> <p>Compare the two. What are the positives and negatives of both?</p>



## English - Monday Template

<b>Image of my animal</b>	<b>Introduction</b>
---------------------------	---------------------

**Appearance**

**Habitat**

**Diet**

**Interesting Facts**

- 
-



## English Monday Example

rainforest cutting

# Sloth

Sloths are known for being particularly slow-moving creatures; all of their movements are careful and deliberate. They are mostly nocturnal and spend up to 90% of their time hanging upside down. Sloths have fairly poor vision and hearing so they rely on a strong sense of smell and touch.



### Appearance

Species of sloths are divided into two families: two-toed sloths and three-toed sloths. Both of these species share similar appearance characteristics, including thick fur, rounded heads, flat snouts and stumpy tails. As they spend so much of their time hanging from branches, they have long curved claws to help with grip. Typically, they are between 60cm and 80cm in size, weighing anything between 2kg to 10kg.

As they move so little, they often have algae growing on their fur. Their fur provides the algae with a place to grow and the green colouring from the algae provides camouflage for the sloth. What's more, with insects feeding on the algae, it makes the sloth's whole body like a mini jungle habitat of its own!

### Diet

Some sloth species eat nothing but leaves, while others also eat fruit, insects and even small lizards. No other mammal digests its food as slowly as the sloth. It can take up to a whole month to digest a single leaf. In fact, the slow movements of the sloth are mainly because of their leaf-based diet, which is low in energy and creates a slow metabolism.

### Habitat

Sloths are mostly found in Central and South American rainforests and they mainly live among the branches of trees. They eat, sleep and even give birth while hanging from the branches.

### Interesting Facts

- The sloth moves at an average speed of approximately two to four metres per minute.
- Sloths are surprisingly good swimmers and can swim about three or four times quicker than they can move on land. They are also able to hold their breath for long periods (even more than half an hour) while under water.



English – Tuesday  
Example

At  
the  
ZOO by William  
Makepeace Thackeray

First I saw the white bear, then I saw the black;  
Then I saw the camel with a hump upon his back;  
Then I saw the grey wolf, with mutton in his maw;  
Then I saw the wombat waddle in the straw;  
Then I saw the elephant a-waving of his trunk;  
Then I saw the monkeys—mercy, how  
unpleasantly they smelt!



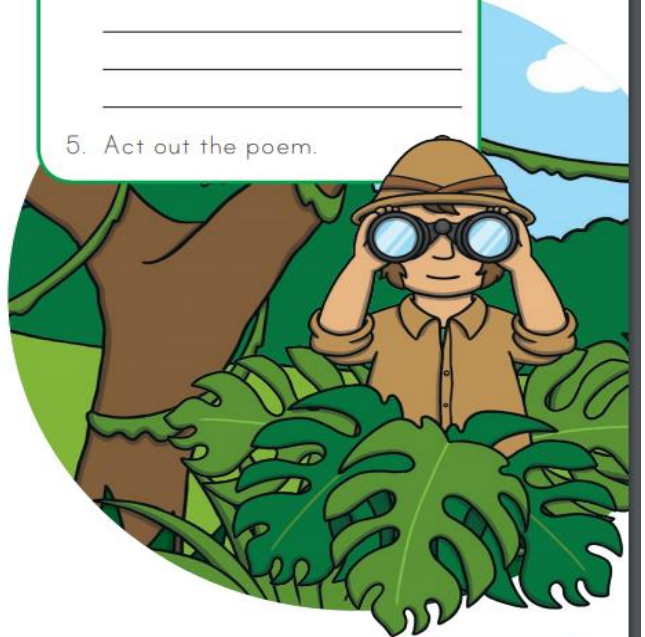
1. Underline your sight words.
2. Circle the words that rhyme.
3. Box a word you do not know.
4. List 3 animals the author saw.

\_\_\_\_\_

\_\_\_\_\_

\_\_\_\_\_

5. Act out the poem.





# Haiku



a hawk

a koala

Cute fluffy creature,  
Eating eucalyptus leaves,  
Sleeps in great big trees.

Lives in the mountains,  
Flying high in the blue sky,  
Sharp talons, hooked beak





# English Wednesday Example

ZOO - WILDLIFE & CONSERVATION CENTRE

# Animal World

At Animal World - Wildlife and Conservation Centre, you'll come face to face with rare and endangered animals from all over the world.

You will discover more about their natural habitats and how we are assisting in their conservation by visiting our Education Centre, which is situated within the Tropical House.

If you've ever wondered how a Lion marks his territory - then check out the Lion House and you'll soon discover how!

Adventure on the Tarzan Trail, lose yourself in the Dragon Maze or just have fun at our Activity Play Area. All are included with your admission.

**FAMILY TICKET**  
see website for info

Feeding time for the Penguins is not to be missed - see the notice board at Animal World entrances, indicating times.

**FREE PARKING**  
For visitors to Animal World, they & Bluejay have guaranteed entry to Animal World on condition of leaving off their own parking ticket.

Animal Encounter Sessions are held daily during the Summer holidays (weather and circumstances permitting). Surprise yourself at the feel of a snake's skin or a Kinkajou's coat.

Venture into the Tropical House if you dare - meet enormous Pythons and giant Stick Insects eye to eye.

**Animal World**  
OPEN DAILY from 10am EASTER - OCTOBER  
Enquiries (0637) 873342  
Educational Visits (0637) 851318





# GREAT VALUE! from only £2.25\* per month ZOO MEMBERSHIP

Enjoy your favourite zoo 364 days of the year with our great value membership scheme. You can visit as often as you like. For more details visit the website or pop into reception.



© 2011 Blackpool Zoo

# MORE CHOICE IN OUR SHOPS & CAFÉS


Whatever your taste, the NEW Lake View Café has a dish of the day for you. Whether you've got 10 minutes for a quick coffee or want to enjoy a meal or snack from burgers to buns, sandwiches to salads or a meal for the whole family from our daily specials board - there really is something to satisfy every appetite and pocket.



Souvenirs of your fun-filled day out are available at our fabulous shops so make sure they're on your route!

**A GREAT DAY OUT FOR ALL!**

# GO WILD IN OUR PLAYBARN



You don't have to be visiting the zoo to let your children go ape, slither around, bounce and bound or go hopping mad in our massive playbarn - and zoo visitors receive half price admission!\* Plus, there is lots of space for that VIP children's birthday party - perfect for all kings or queens of the jungle.

\*valid within 5 days of zoo visit. Zoo ticket must be presented.

**www.blackpoolzoo.org.uk**



# COME VISIT US TODAY

Open daily from 10am (closed October Day)

2 miles from Blackpool's seafront

Seasonal bus available

Children must be accompanied by a responsible adult



School & Group Bookings 01253 830805  
Birthday Parties, Meeting & Conferences Rooms and Annual Memberships 01253 830801



**BUY ONLINE & SAVE**  
[www.blackpoolzoo.org.uk](http://www.blackpoolzoo.org.uk)



Sign up online for our newsletter

Follow us on Facebook and Twitter

**East Park Drive - Blackpool - FY3 8PP**  
**Tel: 01253 830830**

Printed on FSC certified paper  
Please recycle me!

**PRINTERS FSC LOGO**

# LEARN



**BUY ONLINE & SAVE**  
[www.blackpoolzoo.org.uk](http://www.blackpoolzoo.org.uk)





# English - Thursday Example

# WELCOME TO THE VIRGINIA ZOO

**MAKE YOUR ADVENTURE LAST ALL YEAR!**  
Upgrade your tickets to a **ZOO MEMBERSHIP** and get wild year-round!  
See the Membership Office for details.

**LEGEND**

Parking	Restroom
Food/Ice Cream	Playground
Gift Shop	Security
First Aid	Membership Office
Wheelchair Rental	Classroom
Stroller Rental	Mother's Nursing Room
ATM	

**ZOO GARDENS**  
Tour the lush Zoo grounds which feature themed gardens and natural habitats.

<b>1</b> Butterfly Garden	<b>5</b> Browse Garden	<b>9</b> Children's Garden
<b>2</b> Shade Garden	<b>6</b> Rain Garden	<b>10</b> Wellness Orchard
<b>3</b> Rose Garden	<b>7</b> African Village Garden	<b>11</b> Apiary Bee Hives
<b>4</b> ZooFarm Garden	<b>8</b> Tropical Garden	<b>12</b> Carnivorous Garden

**GO PAPERLESS**

Did you know? The Virginia Zoo app has an interactive map.  
Download from your app store today!

**Saving Animals from Extinction**  
Donate to the Virginia Zoo Conservation Fund now at [virginiazoo.org](http://virginiazoo.org)



## English – Friday Facts

A visit to the zoo is a fun, educational day out for families.

Animals are fed and well looked after. If they require healthcare receive assistance they are seen by vets.

Endangered animals can be placed in breeding programs to try and raise numbers. They may be reintroduced into the wild.

Animal enclosures are as designed to be as close to natural habitats as possible. They are also designed to stimulate animals and stop them becoming bored. For example, ropes to swing on for monkeys.

Strict procedures are followed to acquire new animals; they cannot just be taken from the wild.

Zookeepers have knowledge about the animals they work with, this means that they can look after them appropriately and give them activities to keep them occupied.

Scientists can get close to animals to observe and research them. This information maybe used to help the species in the wild or to avoid extinction.

Many zoos teach people about animals and how we can prevent their extinction. This is done through talks and through signs displayed around the enclosures.

Admission tickets and gift shop sales raise money that in turn is used to look after the animals.

People may not be able to travel to an animal's natural habitat to see them. For example, if you wanted to learn about penguins you may not be able to travel to Antarctica.

Zoos have limited space and so animals are kept in spaces that are smaller than the space they'd have in the wild. For example, elephants can walk 50km in a day; they may not have this much space in captivity.

Animals are not allowed to be taken from the wild, this means that animals in zoos have lived there for their whole lives; they have never experienced their natural habitats.

Many animals that are kept in zoos are not endangered.



Animals in zoos may be lonely, as large numbers of them cannot be kept. For example, elephants normally live in packs of 30 - 40 but this number could not be kept in captivity together.

Animals in captivity can develop irregular behaviours, this is known as zoochosis. Examples of behaviours of animals with this condition include: rocking/swaying, pacing/circling, over grooming/self-harm.

Some people believe that it is unfair for animals to be used for human entertainment.

Animals, including babies, can be transferred to different zoos meaning that they are taken away from their families.

The weather in outdoor enclosures may not reflect that of where the animals come from.

Animals behave differently in captivity to the way that they would in the wild, this means that scientists are not able to observe an animal's normal behaviour.

Carnivores are fed meat; they do not get to hunt their prey.

---



## Technical vocabulary

Endangered - seriously at risk of dying out or becoming extinct. There are not many left of the animal in the wild.

Extinct/Extinction - when a species of animal doesn't exist anymore because they have all died.



Captivity - when animals are confined to or made to stay in one space.

For example, in a zoo.



Enclosure - the space that animals live in at the zoo.



Zoochosis - when animals that show irregular behaviour that suggests that they are bored or distressed.

Breeding program - when a male and female are put together in the hope that they will have babies.



Natural habitat - where an animal would live in the wild.

# OPPOSITION CONJUNCTIONS

but on the other hand  
although whereas  
in contrast however  
nevertheless





# Plan

<u>Introduction</u>
<u>For 1</u>
<u>Against 1</u>
<u>For 2</u>
<u>Against 2</u>
<u>For 3</u>
<u>Against 3</u>
<u>Conclusion</u>





## Reading Comprehension

### Year 3

#### What Do Tigers Look Like?

Tigers are mammals. They are the biggest of the big cat family. Most tigers have orange fur with black stripes. Some tigers have black or white fur with light brown stripes. The stripes help the tigers to hide from other animals when they are hunting. The markings on every tiger are different, a bit like our fingerprints.

They have long legs to help them run fast and sharp claws to catch and kill their food. They also have a very long tail.



#### Did You Know...?

When a tiger cub is 8 weeks old, it can go out hunting with its mother.

#### Where Do Tigers Live?

Tigers that live in the wild are found in Asia. Some live in the cold parts of the north, others live in the south where it is hotter. Tigers live in forests. They like to live and hunt on their own and they show other tigers where their space is by scratching marks on trees with their claws.

#### What Do Tigers Eat?

Tigers only eat meat. They like to hunt for food at night. They creep up on their prey and bite it with their strong, sharp teeth. Tigers eat pigs, rhinos, deer, cows and horses.





# Questions

1. What do tigers have on their fur? Tick one.

- stripes
- spots
- flowers

2. Complete the sentence:

The markings on every tiger are different, a bit like our \_\_\_\_\_.

3. Where do tigers that live in the wild live? Tick one.

- Africa
- America
- Asia

4. When can a tiger cub go hunting with its mother? Tick one.

- 8 months
- 8 days
- 8 weeks

5. What do tigers eat? Write down two examples.

\_\_\_\_\_ and \_\_\_\_\_.

---



# Tigers

## What Do Tigers Look Like?

Tigers are mammals. They are the biggest of the big cat family. Most tigers have orange fur with black stripes on their body. Some tigers have black or white fur with light brown stripes. The stripes help to camouflage the tigers when they are hunting for their prey. The markings on every tiger are different, a bit like human fingerprints.

They have long legs to help them run fast and sharp claws to catch and kill their food. They also have a very long tail.



Photo courtesy of Hans Stieglitz (@Wikimedia.org) - granted under creative commons licence

## Did You Know...?

Unlike other cats, tigers love water and are fantastic swimmers.

## Where Do Tigers Live?

Tigers that live in the wild live in Asia. Some live in the cold parts of the north, others live in the south where it is hotter. Tigers live in different types of forests. They like to live and hunt on their own and mark their territory by scratching marks on trees with their powerful claws.

Sadly, tiger habitats are being destroyed and people hunt them for their fur. This means tigers are now endangered. Most are living in captivity, in places like a zoo or wildlife sanctuaries, to protect them.



## What Do Tigers Eat?

Tigers are carnivorous (they only eat meat). They like to hunt for food at night. They silently stalk their prey and then pounce, biting it with their strong, sharp teeth. Tigers eat pigs, rhinos, deer, cows and horses, as well as other smaller animals.





# Questions

1. What do tigers have on their fur?

---

2. Complete the sentence:

The markings on every tiger are different, a bit like human \_\_\_\_\_.

3. Where do tigers that live in the wild live? Tick one.

- Africa
- America
- Asia

4. What do tigers like to do that other big cats do not? Tick one.

- sun bathe
- swim
- sleep

5. What do tigers eat? Write down two examples.

\_\_\_\_\_ and \_\_\_\_\_.

6. Why are most tigers living in captivity?

---

---

---



Stage: 3	The suffix '-sion' pronounced /ʒən/
List: 31	Name: _____

Spellings	1 <sup>st</sup> Attempt	2 <sup>nd</sup> Attempt	3 <sup>rd</sup> Attempt	4 <sup>th</sup> Attempt	5 <sup>th</sup> Attempt
division					
invasion					
confusion					
decision					
collision					
television					
erosion					
vision					
fusion					
revision					




Spelling activity.  
Year 3

Stage: 3	The suffix '-sion' pronounced /ʒən/	
List: 31	Name:	




Spellings
division
invasion
confusion
decision
collision
television
erosion
vision
fusion
revision

Choose five of your spellings, write your word then draw a picture for the word. One has been done for you.

 television		

**a**



Write a sentence about the picture that contains a preposition. Underline the preposition.

\_\_\_\_\_

\_\_\_\_\_

\_\_\_\_\_

**b**

Write these verbs in their past tense form:

I write → \_\_\_\_\_

I bite → \_\_\_\_\_

I swim → \_\_\_\_\_

**c**

Clumsy Mr Whoops has lost all the words from this word family. Can you help him to find TWO of them?

real

\_\_\_\_\_

\_\_\_\_\_

**d**

Place 'our' or 'are' correctly in these sentences:

Where is \_\_\_\_\_ luggage?

We \_\_\_\_\_ going on holiday next week.

**e**

Write these as contracted apostrophe words:

might not → \_\_\_\_\_

I had → \_\_\_\_\_

**f**

The little girl played carefully with her new toy.


Underline the adverb in this sentence.

Rewrite the sentence with a different adverb to change its mood.

\_\_\_\_\_

\_\_\_\_\_

\_\_\_\_\_



Stage: 4	<b>Challenge Words</b>
List: 31	Name:



Spellings	1 <sup>st</sup> Attempt	2 <sup>nd</sup> Attempt	3 <sup>rd</sup> Attempt	4 <sup>th</sup> Attempt	5 <sup>th</sup> Attempt
accident					
actually					
busy					
eighth					
forward					
forwards					
guide					
possess					
occasion					
Wednesday					





# Spellings activity Year 4

Stage: 4	<b>Challenge Words</b>
List: 31	Name:



<b>Spellings</b>
accident
actually
busy
eighth
forward
forwards
guide
possess
occasion
Wednesday

r	w	p	w	d	z	a	c	c	i	d	e	n	t	m	p
i	e	o	r	p	o	s	s	e	s	s	w	k	r	q	h
f	d	q	f	e	v	h	f	d	e	e	i	l	e	s	g
w	n	v	o	g	c	x	u	m	n	r	i	f	h	e	p
f	e	b	r	r	y	m	d	g	n	v	a	g	c	a	u
u	s	j	w	a	c	t	u	a	l	l	y	x	h	g	k
p	d	i	a	f	u	o	d	s	u	w	c	t	n	t	h
s	a	p	r	h	j	g	u	i	d	e	d	g	b	w	h
c	y	k	d	b	o	c	c	a	s	i	o	n	s	e	f
z	q	m	s	z	n	b	v	w	x	f	k	b	u	s	y
i	r	r	w	e	d	f	o	r	w	a	r	d	g	e	d

Can you find your spellings hidden in this word search?



# Grammar

## Year 4

**a**

Add the missing verb to this sentence so that is grammatically correct.

Standing outside the hospital, the doctor \_\_\_\_\_ preparing herself for her first day in her new job.

**b**

Can you insert a plural possessive apostrophe in the correct place in this sentence?

T h e t r e e s l e a v e s  
w e r e c o v e r e d  
w i t h s n o w .

**c**

Which of these sentences is missing an apostrophe? Where should it go?

Its going to snow next week.

Its large, slithering body was covered in scales.

**d**

Mr Whoops has got in a terrible muddle with his 'ch' words that sound like a /k/. Can you help him to match each definition with the correct word?

the repeating part of

a song → c \_\_\_\_\_

a repeating sound

inside a cave → e \_\_\_\_\_

**e**

Underline the subordinate clause in this sentence.

When the winter arrived, the bear hibernated in its cosy den.

**f**

Sort these words into the table:

determiner	pronoun

we                    they                    an                    all

# Zoo Price List

The budget for this zoo design is £200

Required items-

One enclosure with a perimeter of 12m.

A shop and cafe building.

A toilet.



An animal in the enclosure.

An entrance and ticket office building.

Fences for enclosures	£1 per meter
Shop and cafe building	£10 for each building
Toilet	£ 5 for each building
Entrance and ticket office	£5 for each building
Lion	£20 each
Tiger	£15 each
Monkey	£5 each
Elephant	£30 each
Rhino	£25 each
<u>Meerkat</u>	£4 each
<u>Orangutan</u>	£20 each
Zebra	2 for £20
Penguin	£10 each
Giraffe	£25 each
Trees	£5 for 3 trees
Fountain	£10 each
Car park	£10
Rubbish bin	£2 each





# Mental maths

1)	Round 86 to the nearest 10.	
2)	Half of 26.	
3)	$30 - 7$	
4)	Double 34.	
5)	How much more to make £1? 	
6)	$10 + 11 + 12$	
7)	$400 + \underline{\quad} = 478$	
8)	What is 2 multiplied by 8?	
9)	50 subtract 46	
10)	How many lines of symmetry does a square have?	
11)	How many ounces? 	
12)	$5 \times 4 = 2 \times \underline{\quad}$	
13)	Subtract the number of sides in a triangle from the number of days in a week.	
14)	I have 8 FIVES. How much more do I need to make £1?	
15)	My journey to school takes 15 minutes. I arrive at 8:10. What time did I set off?	
16)	An apple costs 21p. How much do 3 apples cost?	



## Mental maths

### Year 4

1)	$7 + \underline{\quad} = 19$	
2)	How many sides does a hexagon have?	
3)	$10 \times 7$	
4)	What is the value of the digit 1 in the number 4215?	
5)	Round 73 to the nearest 10	
6)	$28 - 25$	
7)	Half of 16	
8)	How many minutes in three quarters of an hour?	
9)	How many right angles can you see in the shape? 	
10)	The time is 10:20am. What will the time be in 2 hours?	
11)	What is the missing number in the sequence? 39, 37, 35, 33, 31, <u>    </u>	
12)	$14 + 9 + 6$	
13)	Write down the number four hundred thirty-six	
14)	What is the total of all the coins? 	
15)	The date is 28 <sup>th</sup> April. What will the date be in 5 days' time?	
16)	How many mm is $3 \frac{1}{2}$ cm?	



RE

# Noah's Ark

God saw that all the people on the earth were acting badly, so he decided to send a flood that would wipe out evil.

However, there was one good man on earth. His name was Noah and God trusted him. God decided that he would save Noah by telling him that the flood was coming. He would instruct Noah to build a really big boat called an ark.



After Noah had built the ark, God told him to put two of every animal on the earth in it, both male and female. When Noah, his family and the animals were all safely on the ark, the rain began to fall. It kept falling for forty days and nights. The waters flooded the earth. Every living thing on the face of the earth was wiped out except for Noah, his family and the animals who were safe in the ark.

When the sun came out, the waters started to dry up and the ark came to rest on a mountain. Noah sent out a raven to find dry land but it came straight back. A few days later he sent out a dove. The dove returned with a leaf in its beak. When the dove was sent out again it did not return.

'The waters must have dried up completely!' exclaimed Noah. So all of the animals and Noah's family left the ark. God promised that he would never again send another flood that covered the earth and made a rainbow in the sky to remind everyone of his promise.





## Science

Draw animals or plants in the squares that live in the air, land or sea.

### **Air**

Draw three animals or plants that live in the air.

### **Land**

Draw three animals or plants that live on the land.

### **Sea**

Draw three animals or plants that live in the sea.

Do any of the animals or plants cross over? \_\_\_\_\_

Which ones? \_\_\_\_\_

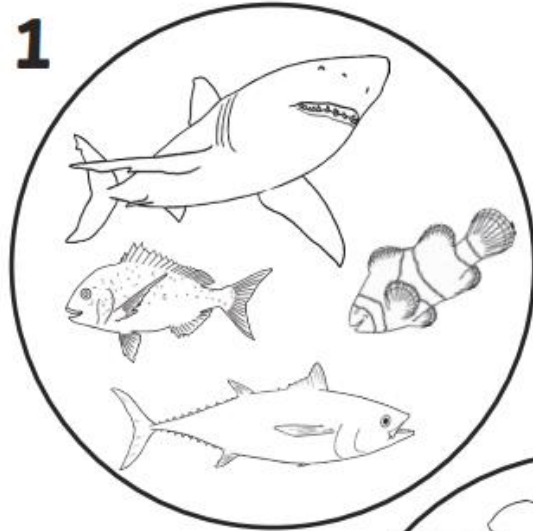
---



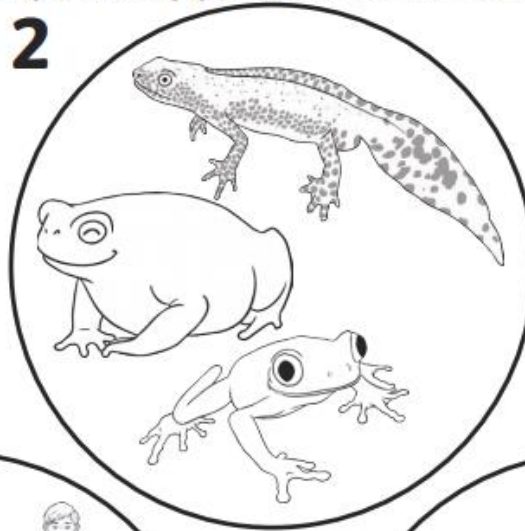
# Groups of Animals Worksheet

There are many different types of animals. Some look similar and some look very different. One way we group animals is by their common features e.g. feathers and scales on their legs.


1



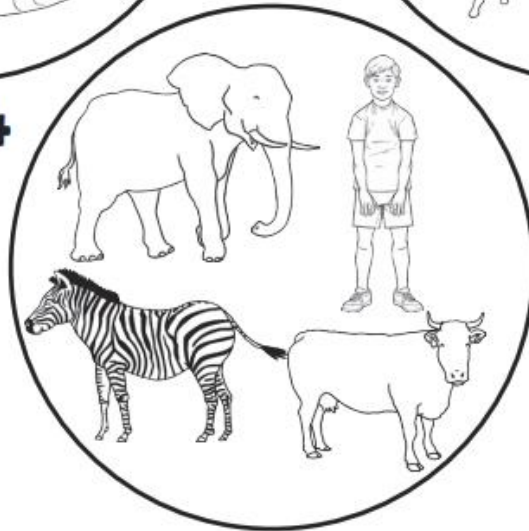
2



3



4



5







PSHE

You can draw your animal and write different feelings around each picture. Could you write a few sentences comparing the two?

Live in the wild

Live in a zoo