


# Sammy Seagull's Summer Safety Story




# Notes to Practitioners

Sammy Seagull's Summer Safety story can be used to teach young children about staying safe in the sun and when at the beach. It can be used as a fun way to discuss these important topics.

Throughout the story, Sammy Seagull will prompt the children to think about what is unsafe and what the story characters should do. You may like to ask the children similar questions to initiate discussions about staying safe.

A catchy song is included in the story to reinforce key summer safety messages. There are prompts for actions which children could do whilst singing to make the messages more memorable. Just copy Sammy Seagull's actions to help you!



# Characters

There are 5 characters in this exciting story!



Lucia




Joseph



Sammy Seagull




Dad



Mum

Hi! I'm Sammy Seagull. I live near a lovely sandy beach.  
Do you like going to the beach? There is so much to see and do when you visit the beach – building sandcastles, eating ice cream, playing with a beach ball and paddling in the sea. I have a special job at the beach – I help to keep people safe and teach them about keeping safe.  
Can you help me tell people how to keep safe and happy at the beach?




If you're going to help me, there is something very important you need to learn, my '**Summer Safety Song**':


In the summer, it's lots of fun,  
To play outside, in the sun.

Just remember - put on a **hat**,  
And rub in **sun cream**, just like that!  
Then put on **sunglasses**, it's really cool,  
Drink lots of **water**, that's the rule!


## Sammy Seagull's Summer Safety Song




**hat**




**sun cream**



**sunglasses**



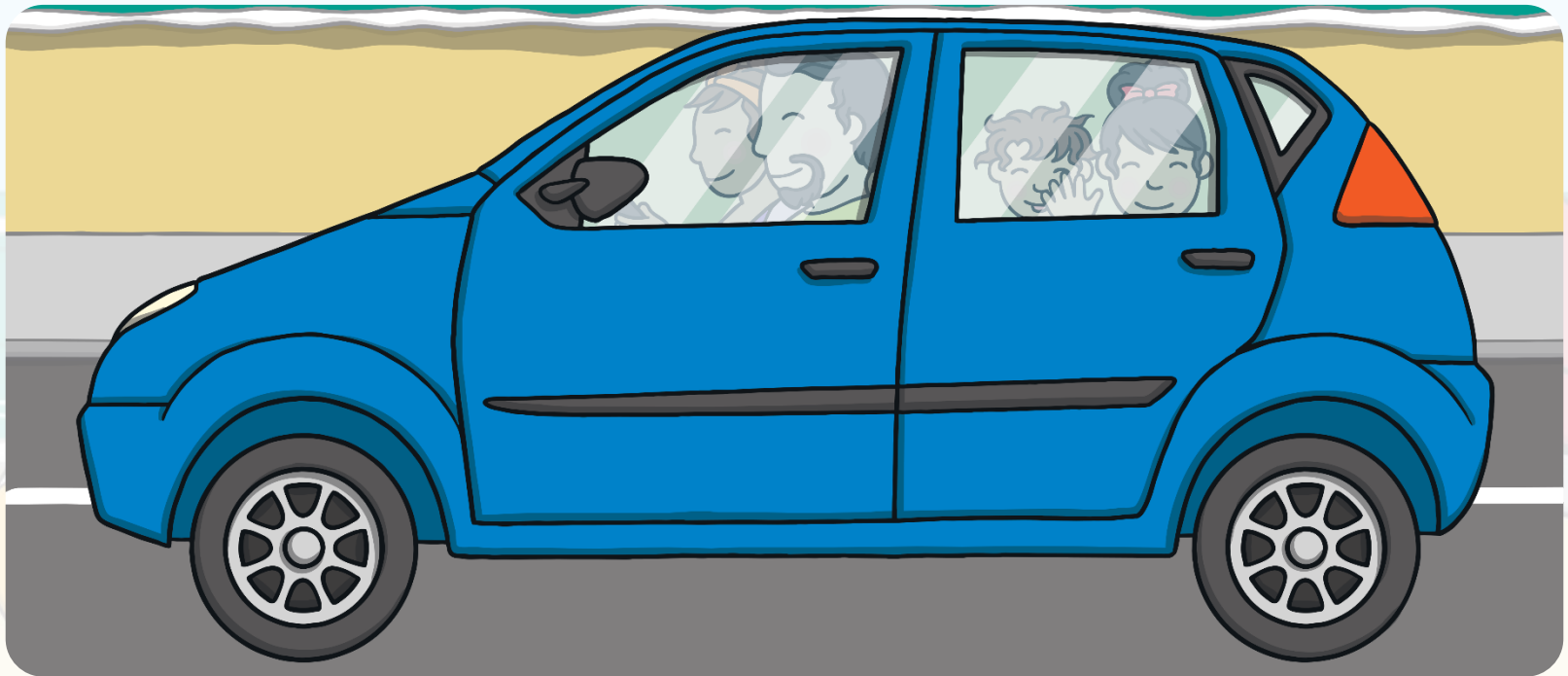
**water**



Perfect! Now you know my 'Summer Safety Song', you can help me keep people safe and happy at the beach.

In a car, not too far from my beach, was a little girl called Lucia and her family. Lucia was on holiday with her family and they came to my beach. Lucia was very excited but had lots to learn about keeping safe. Every time Lucia and her family need to remember something I'll give you all a **"SQUAWK!"**

Can you help me keep Lucia and her family safe at my beach?





This is Lucia, her Mummy and Daddy and little brother Joseph. They had been in the car, for what Lucia thought was a very long time, when they were finally at the beach!

Lucia was wearing her favourite shorts and a new T-shirt. She was clutching her bucket and spade tightly – she couldn't wait to build a sandcastle. Lucia was so excited to get to the beach, she forgot to pick up her sun cream...

What does the family need to do?


**"SQUAWK!"**




Quick, let's sing the **Summer Safety Song** to help us remember!

In the summer, it's lots of fun,  
To play outside, in the sun.  
Just remember - put on a **hat**,  
And rub in **sun cream**, just like that!  
Then put on **sunglasses**, it's really cool,  
Drink lots of **water**, that's the rule!


## Sammy Seagull's Summer Safety Song




**hat**




**sun cream**



**sunglasses**



**water**






Dad looked back into the car and spotted the sun cream. As the family were putting on their sunglasses and sun hats, Dad handed Lucia the bottle of sun cream. Dad helped Lucia to put on some sun cream. "Make sure you put some on your ears and neck too!" said Mum as she put sun cream on Joseph.



When they got to the beach, Mum and Dad set up 2 deckchairs, a large beach umbrella and a big towel for Lucia and Joseph to sit on. Lucia started building a sandcastle. After a little while though, she began getting very hot and took off her hat.




What should Lucia do? Should she take off her sun hat?


Quick, let's sing the **Summer Safety Song** to help us remember!

In the summer, it's lots of fun,  
To play outside, in the sun.  
Just remember - put on a **hat**,  
And rub in **sun cream**, just like that!  
Then put on **sunglasses**, it's really cool,  
Drink lots of **water**, that's the rule!


## Sammy Seagull's Summer Safety Song




**hat**



**sun cream**



**sunglasses**




**water**



Mum reminded Lucia that sun hats were very important to wear in the sun as they stop the sun shining straight onto your head – this can make you unwell. Dad suggested that they move Lucia's towel under the umbrella so she can sit next to Joseph and finish her sandcastle.

Sammy Seagull has spotted something else though...


There's something else Lucia can do if she is feeling hot – what else is it important to do?




Quick, let's sing the **Summer Safety Song** to help us remember!

In the summer, it's lots of fun,  
To play outside, in the sun.  
Just remember - put on a **hat**,  
And rub in **sun cream**, just like that!  
Then put on **sunglasses**, it's really cool,  
Drink lots of **water**, that's the rule!


## Sammy Seagull's Summer Safety Song




**hat**



**sun cream**



**sunglasses**



**water**



Dad reached over and gave Lucia her bottle of cool water.  
“Great!” said Lucia, “That’s much better!”

The family were having a lovely time at the beach. There were lots and lots of other people on the beach too.







Would you  
like to learn  
the next part  
of my  
'Summer  
Safety Song'?

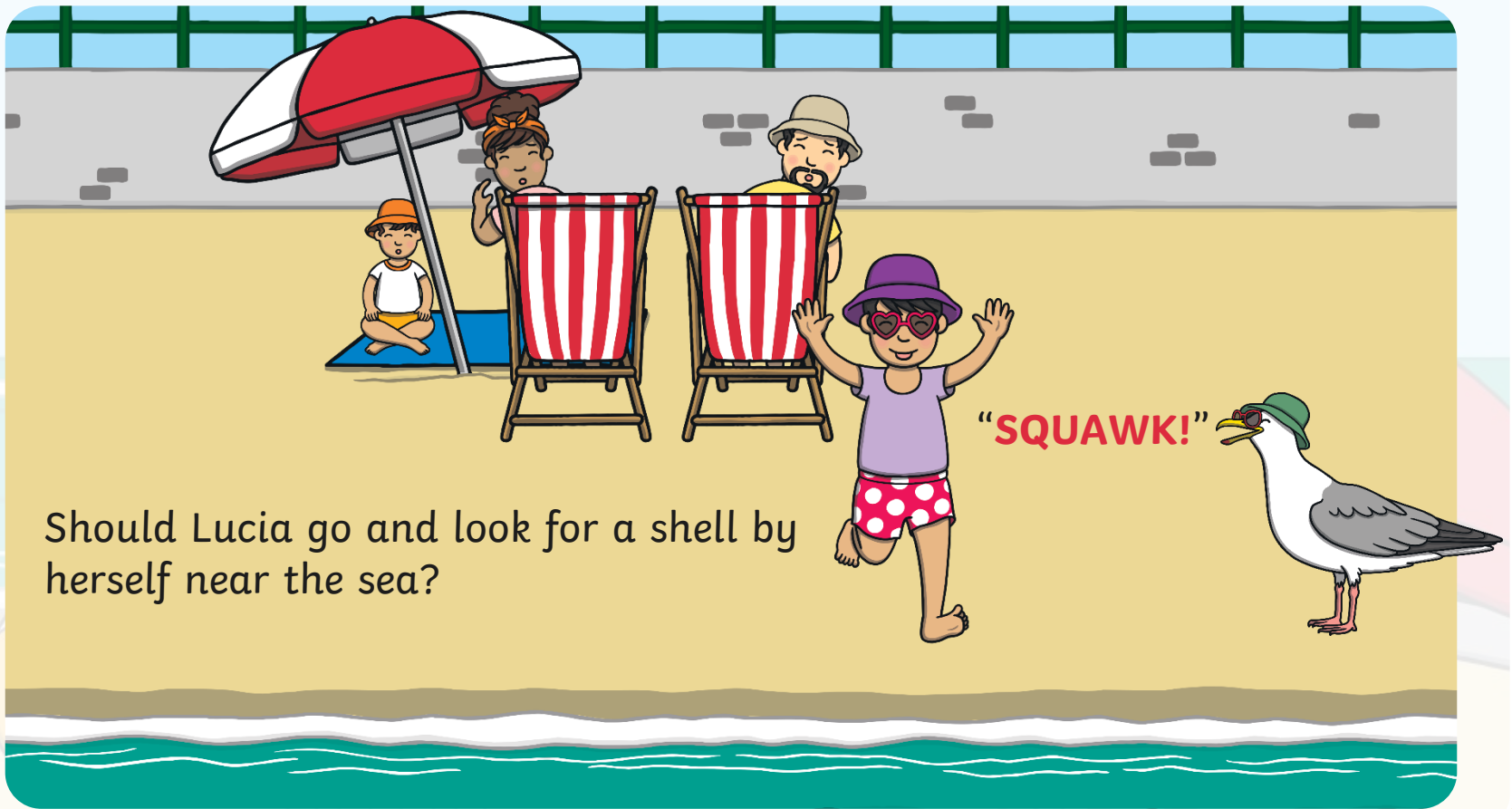


To keep safe when you're by the sea,  
Only go in the water, **carefully!**  
Wear a **rubber ring** or **arm bands**,  
Stay near your grown-up and **hold their hand**.  
**Hold on tight** - waves can be strong,  
**Stay by the shore** and you won't go wrong.

## Sammy Seagull's Summer Safety Song



Lucia finished her sandcastle and proudly showed Mum and Dad. "That's great!" said Mum, "What are you going to put on the top of your castle?" Lucia thought for a moment and looked around. "I know!" she said, "I need a shell for the top of my castle!" Lucia jumped up and began to run towards the sea...







Should Lucia go and look for a shell by herself near the sea?



To keep safe when you're by the sea,  
Only go in the water, **carefully!**  
Wear a **rubber ring** or **arm bands**,  
Stay near your grown-up and **hold their hand**.  
**Hold on tight** - waves can be strong,  
**Stay by the shore** and you won't go wrong.

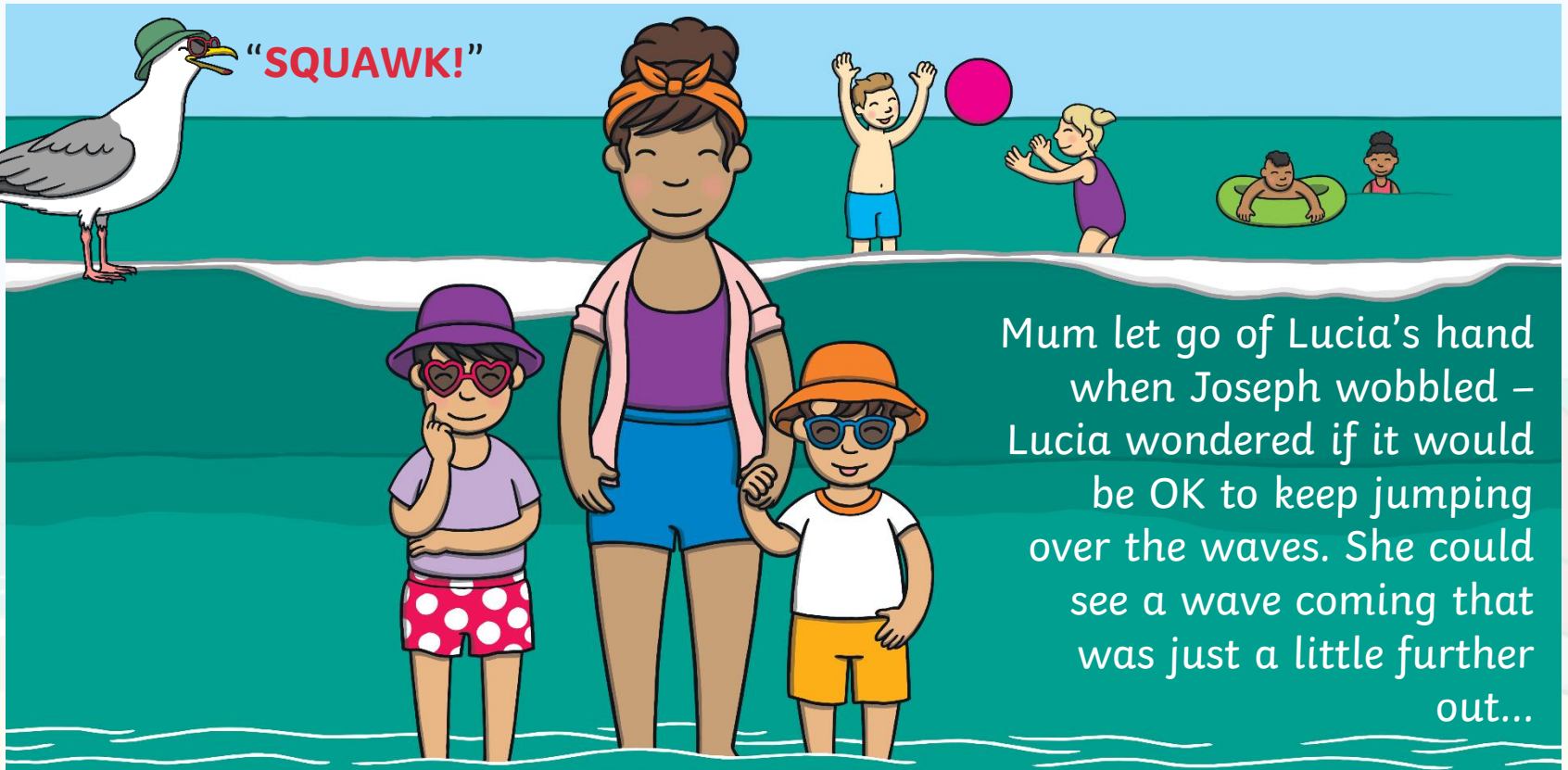
## Sammy Seagull's Summer Safety Song



Dad reminded Lucia that she shouldn't go near the sea by herself. He got up from his deckchair and said, "we can go together! I think I know a good place to look for shells." Lucia and Dad walked towards the sea and found a little rock pool. Inside were lots of shells! Lucia chose a shell and held onto it tightly as they walked back to Mum and Joseph.



After finishing her sandcastle, Lucia asked Mum if she could go and play in the sea. "Great idea!" said Mum. "I'll come too and Joseph can have a paddle in the little waves!" Together they walked to the sea. They had fun holding hands as they jumped over the little waves – they tickled Lucia's feet and made her giggle!







Mum let go of Lucia's hand when Joseph wobbled – Lucia wondered if it would be OK to keep jumping over the waves. She could see a wave coming that was just a little further out...

Should Lucia go further out into the sea?

To keep safe when you're by the sea,  
Only go in the water, **carefully!**  
Wear a **rubber ring** or **arm bands**,  
Stay near your grown-up and **hold their hand**.  
**Hold on tight** - waves can be strong,  
**Stay by the shore** and you won't go wrong.


## Sammy Seagull's Summer Safety Song



“Wait a moment,” said Mum, “waves can be very strong so you need to hold my hand. Let’s try jumping over this big wave together!”

After lunch, Dad helped Lucia to put on some more sun cream and then showed her a new toy he had got at the beach shop – it was the largest beach ball Lucia had ever seen!





“Catch!” shouted Dad as he threw the ball to Lucia.



Lucia threw the ball to Joseph, who giggled and almost caught it! The family had lots of fun playing catch with the ball when suddenly a big gust of wind caught the ball and began blowing it along the beach. Lucia turned to chase after it...

To keep safe when you're by the sea,  
Only go in the water, **carefully!**  
Wear a **rubber ring** or **arm bands**,  
Stay near your grown-up and **hold their hand**.  
**Hold on tight** - waves can be strong,  
**Stay by the shore** and you won't go wrong.

## Sammy Seagull's Summer Safety Song



Luckily, a lifeguard caught the ball and brought it back. “It’s getting quite windy out now,” said the lifeguard, “I’ve just been looking at the flags.” “Flags?” questioned Lucia looking puzzled. She had seen some little flags on some people’s sandcastles – was that what the lifeguard meant?

“We use these flags to tell people if it is safe to go in the water” explained the lifeguard, pointing to a tall flag nearby. “This red and yellow flag shows that lifeguards are nearby. The orange windsock shows that it is really windy.” “That’s clever!” said Lucia.




Soon, it was time to go home. Lucia was feeling very tired now. She had really enjoyed making sandcastles, finding shells, jumping over the waves and playing with the beach ball. Her favourite part of the day was meeting the lifeguard and learning about the flags.

She was sure she had heard a seagull during the day too but couldn't remember seeing one.

“Mum, can we come back to the beach tomorrow?”

“I want to make another sandcastle and put a flag on top! I want to look for seagulls too!”





# Sammy Seagull's Summer Safety Song

In the summer, it's lots of fun,  
To play outside, in the sun.  
Just remember - put on a **hat**,  
And rub in **sun cream**, just like that!  
Then put on **sunglasses**, it's really cool,  
Drink lots of **water**, that's the rule!


To keep safe when you're by the sea,  
Only go in the water, **carefully!**  
Wear a **rubber ring** or **arm bands**,  
Stay near your grown-up and **hold their hand.**

**Hold on tight** - waves can be strong,  
Stay by the shore and you won't go wrong.


Great work everyone,  
you all did a super job  
at learning how to keep  
safe at the beach! My  
'Summer Safety Song'  
can help you keep safe  
in the sun whenever  
you go outside - at  
school, at the park or in  
the garden. See if you  
can teach everyone my  
song to help them  
stay safe too!




twinkl




# Summer Home Learning Challenge



Talk to a grown-up at home about how to stay safe in the sun.




Draw a picture of somewhere that you would like to spend a holiday. Use your imagination...it can be anywhere, real or imaginary!



When you are playing outside, look at your shadow. Is it as big as you or smaller? Is it always the same size? Does it always follow you or does it sometimes move in front of you? Find out as much as you can about your shadow and then tell us about it!

During the summer, it is nice to cool down our drinks with ice cubes. Make some ice at home; you could draw some pictures to tell us how you did it.




Draw a picture of a flower with 8 petals. Colour 4 petals red. How many petals have you got left? You can choose another colour for these petals.

Can you think of 5 words that start with the sound 's'? Draw a picture of each one and write the word underneath.

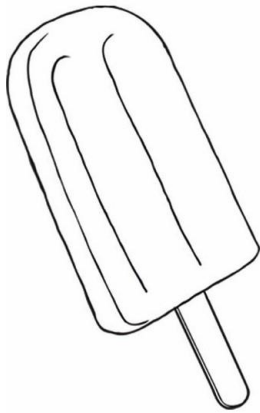
# Summer Words



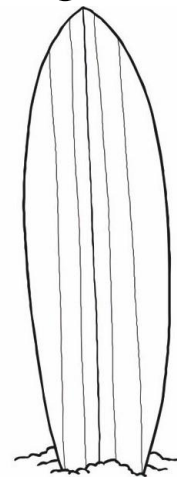
bucket and spade




sunglasses



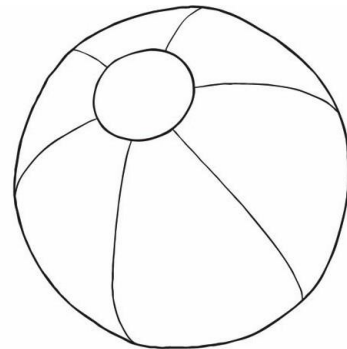
ice lolly



surfboard



flip flops





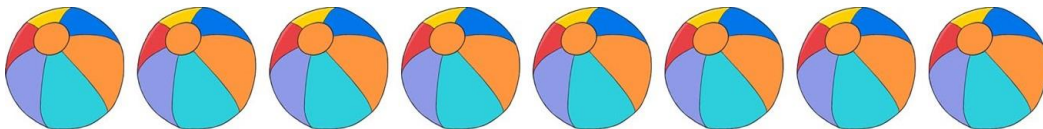




beach ball

# Spot the difference



# Counting

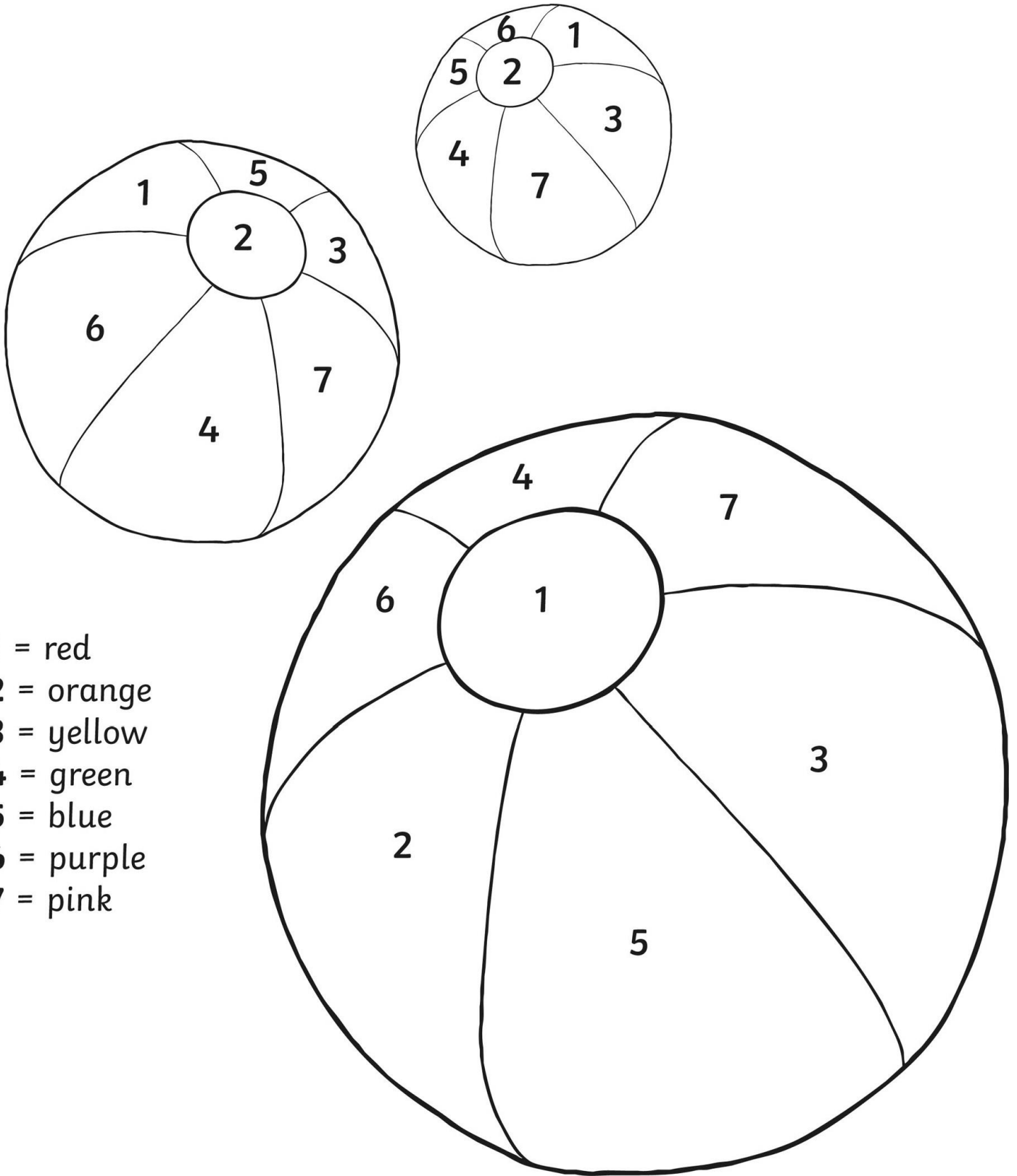
Count the pictures and write down the answers in the circles.





# Summer

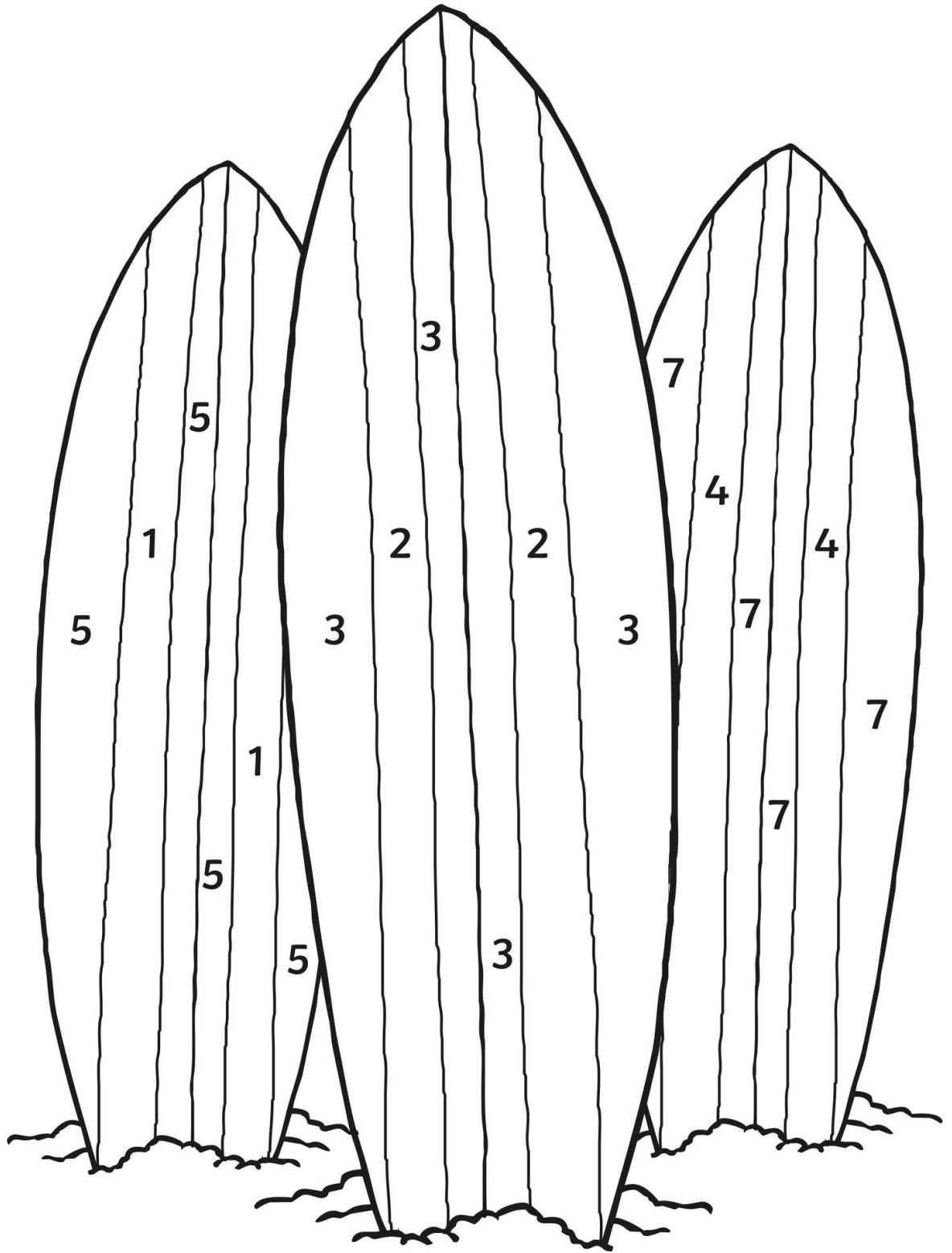
Match the colours to the numbers.





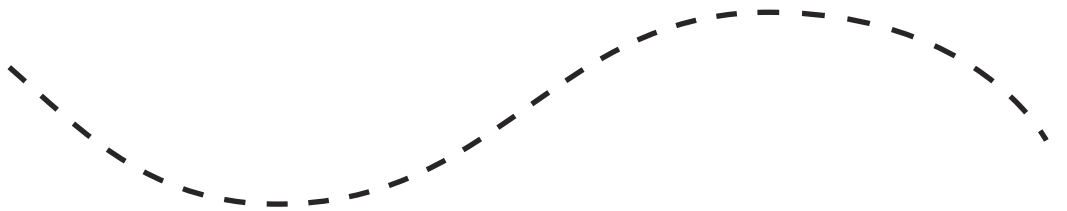
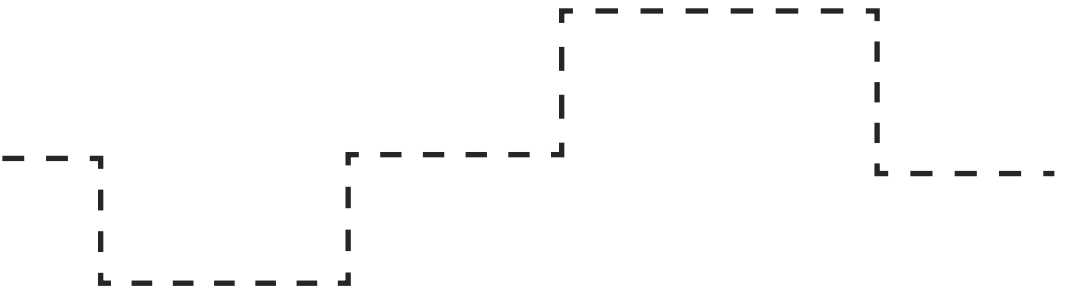
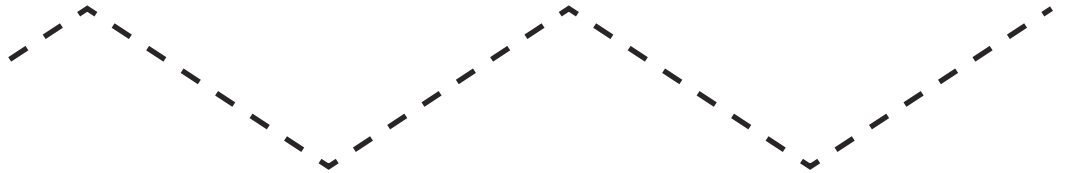

# Summer


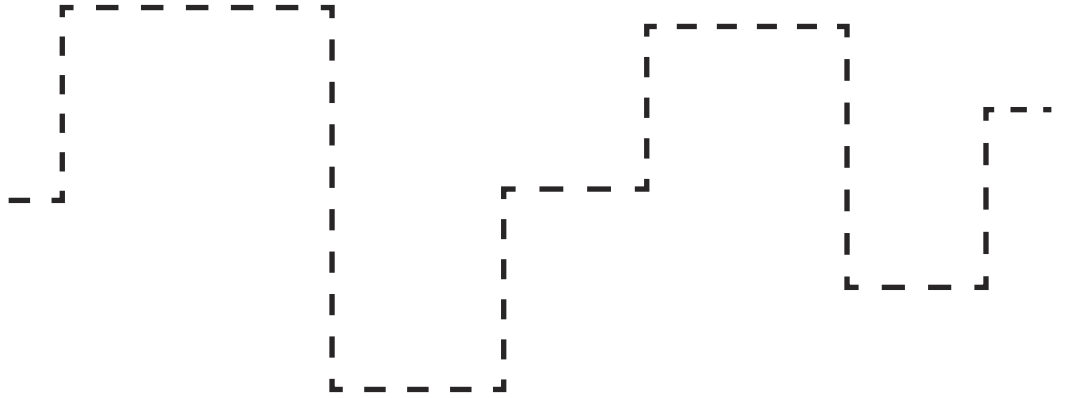
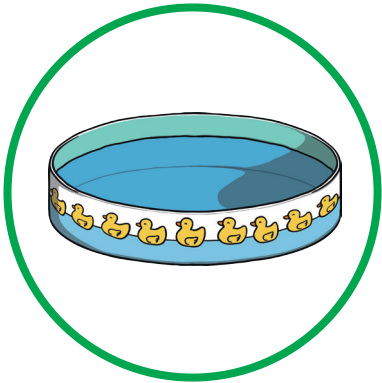

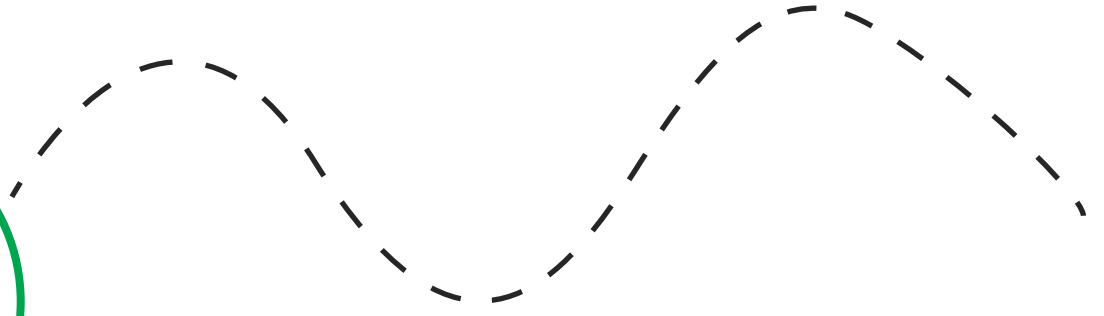

Match the colours to the numbers.




- 1 = red
- 2 = orange
- 3 = yellow
- 4 = green
- 5 = blue
- 6 = purple
- 7 = pink

# Summer-Themed Cutting Skills







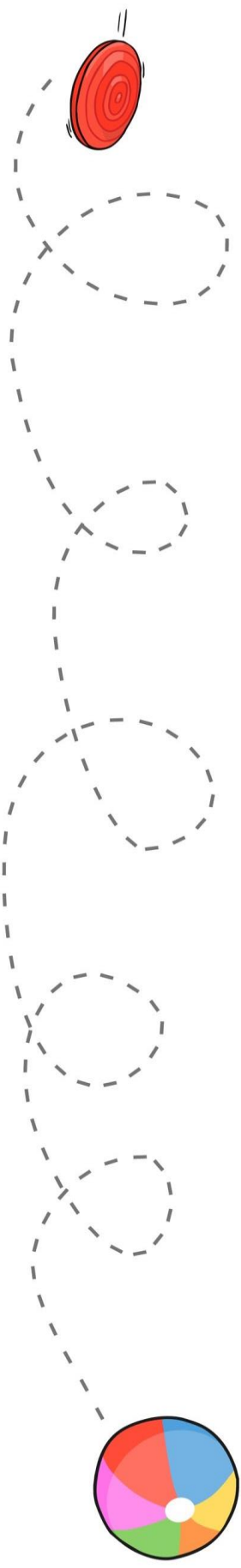
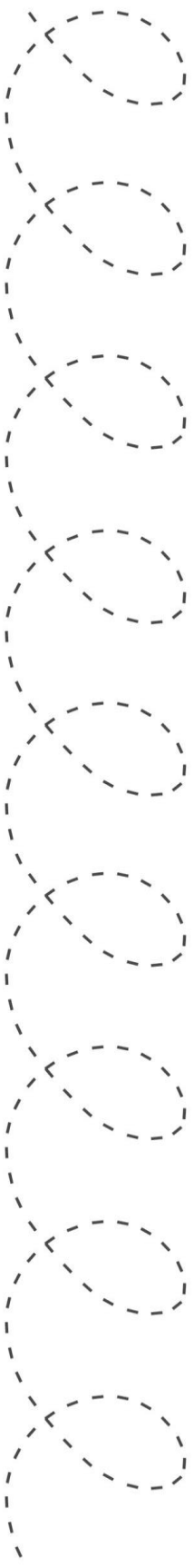
# Summer

## I Spy With My Little Eye



# Pencil Control Worksheet

Trace the dotted lines as neatly as you can.



# Summer

Use your pencil to draw a line to connect the pictures

Try and stay in the middle of the track

