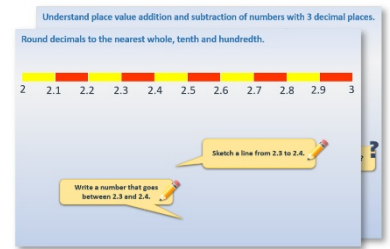


Week 12, Day 2


Find percentages of amounts

Each day covers one maths topic. It should take you about 1 hour or just a little more.

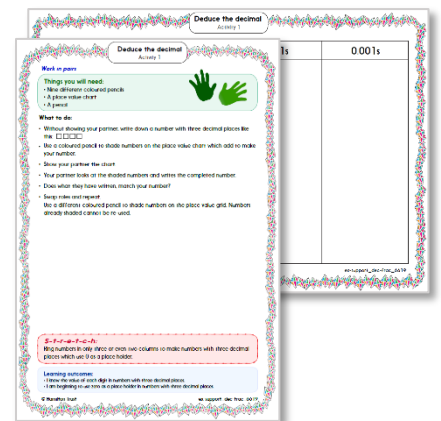
1. Start by reading through the **Learning Reminders**. They come from our *PowerPoint* slides.



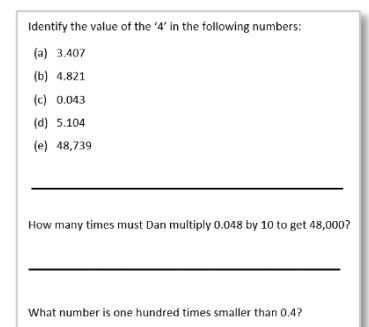
2. Tackle the questions on the **Practice Sheet**. There might be a choice of either **Mild** (easier) or **Hot** (harder)! Check the answers.



3. Finding it tricky? That's OK... have a go with a grown-up at **A Bit Stuck?**



4. Have I mastered the topic? A few questions to **Check your understanding**. Fold the page to hide the answers!



Learning Reminders

Find fractions and percentages of numbers and measures including money.

Find 10%, 1% and 50%
of £248.

How did you work
these out? ?

10% of £248

$\frac{1}{10}$ of £248 is £24.80

1% of £248

$\frac{1}{100}$ of £248 is £2.48

50% of £248

$\frac{1}{2}$ of £248 is £124

Now quickly think of and list
other percentages you could
find now that you know these
percentages.

e.g. 5%, 25%,
75%, 90%,
19%, 21% ...

Key percentages are
very useful to find
other percentages.

Learning Reminders

Find fractions and percentages of numbers and measures including money.

Would you prefer
10% of £180 or
20% of £200? ?

10% of £180 is £18
20% of £200 is £40
so 20% of £200 > 10% of £180

Would you prefer to be
stung by 10% of 200 bees
or 15% of 100 bees?! ?

10% of 200 is 20
15% of 100 is 15
so 15% of 100 < 10% of 200

Would you prefer to eat
50% of a 500g pizza or
25% of an 800g pizza? ?

50% of 500g is 250g
25% of 800g is 200g
so 50% of 500g > 25% of 800g

Today's tip is use the equivalence with fractions to
find percentages of amounts.

Practice Sheet Mild

Finding fractions and percentages

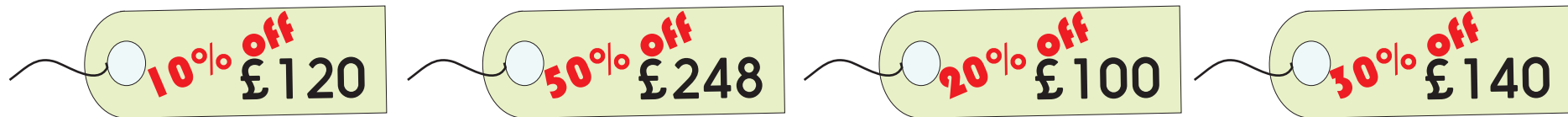
1. Find 10% of £25, 340m, 46kg and 75cm.
2. Find 10%, then 5% and then 15% of 300, 240, 160 and 140.
3. Find 50%, then 25% of 480km, £26, 6.8 litres and 14kg.
4. Find the new prices in the summer sales.



Practice Sheet Hot

Finding fractions and percentages

1. Find 10% of £75, 460g, 58m, 36cm
2. Find 15% of 600, 90, 360, 248
3. Find 25% of 580km, £26, 2.8 litres and 14kg.
4. Find the new prices in the summer sales.



5. What is £7.50 as percentage of £10?

£10 is 100%	
£7.50 is ____%	

6. What is £4 as a percentage of £5?

£5	
£4 is ____%	

7. What fraction of 2kg is 250g?

2kg	

8. A shop has offers on two sizes of packets of biscuits. Which is the best value?



Practice Sheets Answers

Finding fractions and percentages (mild)

- Find 10% of:
 $£25 = £2.50$ $340\text{m} = 34\text{m}$ $46\text{kg} = 4.6\text{kg}$ $75\text{cm} = 7.5\text{cm}$
- $10\% \text{ of } 300 = 30$ $5\% \text{ of } 300 = 15$ $15\% \text{ of } 300 = 45$
 $10\% \text{ of } 240 = 24$ $5\% \text{ of } 240 = 12$ $15\% \text{ of } 240 = 36$
 $10\% \text{ of } 160 = 16$ $5\% \text{ of } 160 = 8$ $15\% \text{ of } 160 = 24$
 $10\% \text{ of } 140 = 14$ $5\% \text{ of } 140 = 7$ $15\% \text{ of } 140 = 21$
- $50\% \text{ of } 480\text{km} = 240\text{km}$ $25\% \text{ of } 480\text{km} = 120\text{km}$
 $50\% \text{ of } £26 = £13$ $25\% \text{ of } £26 = £6.50$
 $50\% \text{ of } 6.8 \text{ litres} = 3.4 \text{ litres}$ $25\% \text{ of } 6.8 \text{ litres} = 1.7 \text{ litres}$
 $50\% \text{ of } 14\text{kg} = 7\text{kg}$ $25\% \text{ of } 14\text{kg} = 3.5\text{kg}$
- $£120 - 10\% = £108$ $£240 - 50\% = £120$
 $£100 - 20\% = £80$ $£200 - 20\% = £160$

Finding fractions and percentages (hot)

- 10% of:
 $£25 = £7.50$ $460\text{g} = 46\text{g}$ $58\text{m} = 5.8\text{m}$ $36\text{cm} = 3.6\text{cm}$
- 15% of:
 $600 \text{ is } 90$ $90 = 13.5$ $360 = 54$ $248 = 37.2$
- 25% of:
 $580\text{km} = 145\text{km}$ $£26 = £6.50$ $2.8 \text{ litres} = 0.7 \text{ litres}$ $14\text{kg} = 3.5\text{kg}$
- $10\% \text{ off } £120 = £108$
 $50\% \text{ off } £248 = £124$
 $20\% \text{ off } £100 = £80$
 $30\% \text{ off } £140 = £98$
- What is £7.50 as percentage of £10? **75%**
- What is £4 as a percentage of £5? **80%**
- What fraction of 2kg is 250g? **$\frac{1}{8}$**
- A shop has offers on two sizes of packets of biscuits.
Which is the best value?
Digestive biscuits are the best value.
Rich tea biscuits: $20\% \text{ off } £1 = 80\text{p for } 500\text{g}$
Digestive biscuits $400\text{g} + 25\% \text{ extra} = 75\text{p for } 500\text{g}$


A Bit Stuck?

The key to percentages

Work in pairs

Things you will need:

- Your four 100 grids with key equivalent percentages and fractions from the whole group activity
- A pencil



What to do:

- Write the four KEY equivalent percentages and fractions:

 1% =

 10% =

 25% =

 50% =

1% of 400 is
10% of 400 is
25% of 400 is
50% of 400 is

1% of 800 is
10% of 800 is
25% of 800 is
50% of 800 is

1% of 500 is
10% of 500 is
25% of 500 is
50% of 500 is

1% of 600 is
10% of 600 is
25% of 600 is
50% of 600 is

S-t-r-e-t-c-h:

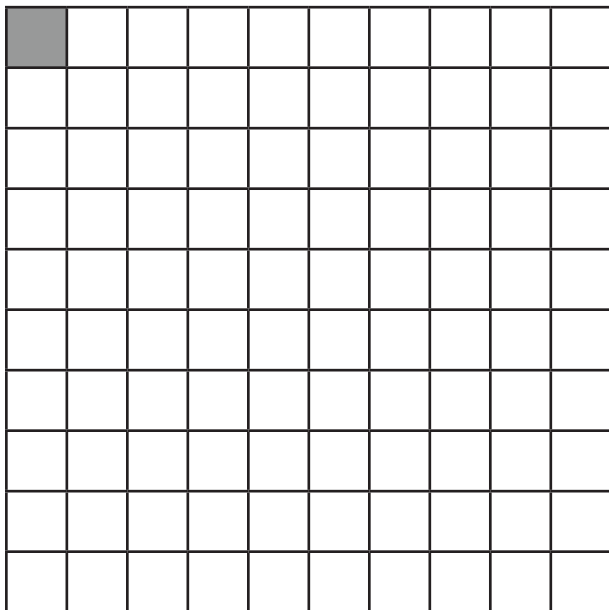
Find 11% and 75% of 400. Can you find any other percentages using the four key equivalent fractions of $\frac{1}{100}$, $\frac{1}{10}$, $\frac{1}{2}$ and $\frac{1}{4}$?

Learning outcomes:

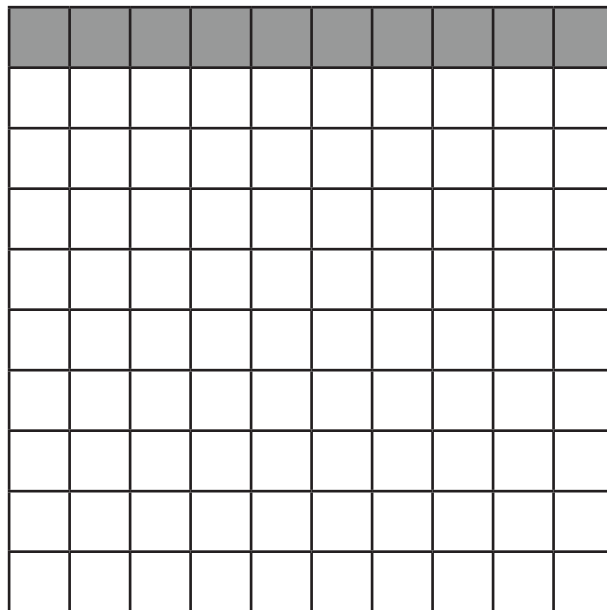
- I can use equivalent percentages and fractions to find 1%, 10%, 25% and 50% of amounts.
- I am beginning to use these key equivalent percentages and fractions to find other percentages of amounts.

A Bit Stuck?


The key to percentages




$$1\% = \frac{1}{100}$$



$$10\% = \frac{10}{100} = \frac{1}{10}$$



$$25\% = \frac{25}{100} = \frac{1}{4}$$



$$50\% = \frac{50}{100} = \frac{5}{10} = \frac{1}{2}$$

Check your understanding

Questions

Find 10% of these prices. Use that to find 20% and 30%.

- (a) £14.20
 - (b) £1.50
 - (c) £99
-

Which is longer, 25% of 200m or 15% of 300m?

Which is heavier, 30% of 600g or 20% of 800g?

Fold here to hide answers.

Check your understanding

Answers

Find 10% of these prices. Use that to find 20%.

- (a) £14.20 10% is £1.42, 20% is £2.84, 30% is £4.26
- (b) £1.50 10% is £0.15 or 15p, 20% is £0.30 or 30p, 30% is £0.45 or 45p.
- (c) £99 10% is £9.90, 20% is £19.80, 30% is £29.70

Divide by 10 to find 10%.

Double 10% to find 20%.

Add 10% and 20% to find 30%.

Which is longer, 25% of 200m or 15% of 300m?

25% of 200m, as 25% of 200m is 50m and 15% of 300m is 45m.

Which is heavier, 30% of 600g or 20% of 800g?

30% of 600g, as 30% of 600g is 180g and 20% of 800g is 160g.