


The Runaway Pancake



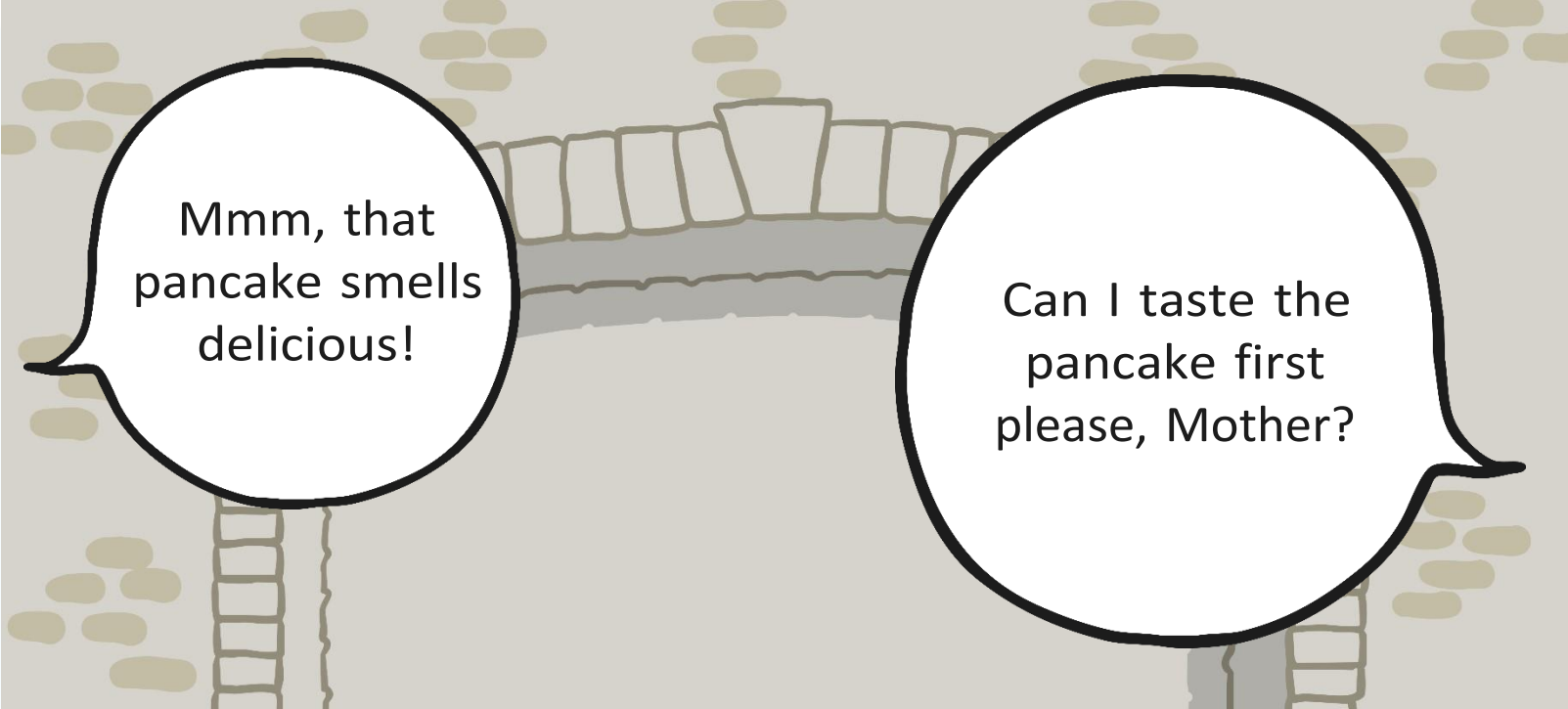
Once upon a time, there lived a woman who had seven children.



One day, the woman decided to make pancakes for breakfast.



As she cooked the first pancake and the smell wafted across the kitchen, the children licked their lips. Inside the frying pan, the pancake could hear the children talking.




Mmm, that
pancake smells
delicious!

Can I taste the
pancake first
please, Mother?

The children's tummies rumbled as the pancake bubbled and cooked in the pan.


The mother flipped the frying pan and tossed the pancake over. As it cooked, the pancake became scared. It didn't like the idea of being eaten, so it jumped right out of the pan and rolled straight through the door!




The family gave chase but they could not keep up with the pancake. “Come back!” they cried. “No, no, no! I’m too fast for you!” shouted the pancake and he quickly rolled on.




Soon, the pancake met a dog. "Hello, Mr Pancake," said the dog.
"Please stop rolling so I can eat you up!"
"No, no, no! I'm too fast for you!"
shouted the pancake and he quickly rolled on.




After that, the pancake met a rabbit. “Hello, Mr Pancake,” said the rabbit. “Please stop rolling so I can eat you up!”
“No, no, no! I’m too fast for you!”
shouted the pancake and he quickly rolled on.




Around the bend, the pancake met a duck. "Hello, Mr Pancake," said the duck. "Please stop rolling so I can eat you up!"
"No, no, no! I'm too fast for you!"
shouted the pancake and he quickly rolled on.




A little while later, the pancake met a cat. "Hello, Mr Pancake," said the cat. "Please stop rolling so I can eat you up!"
"No, no, no! I'm too fast for you!"
shouted the pancake and he quickly rolled on.




Then, the pancake met a goat. “Hello, Mr Pancake,” said the goat. “Please stop rolling so I can eat you up!”
“No, no, no! I’m too fast for you!”
shouted the pancake and he quickly rolled on.




Down the lane, the pancake came across a fox. "Hello, Mr Pancake," said the fox. "Please stop rolling so I can eat you up!"
"No, no, no! I'm too fast for you!"
shouted the pancake and he quickly rolled on.




Suddenly, the pancake saw a pig pen. He rolled forward for a closer look.
“Hello little pancake, who are you trying to roll away from?” asked the pig. “Everyone is chasing me, they want to eat me up!”
“Why don’t you come and hide inside my pigpen? I’ll protect you.”
“Thank you!” said the pancake.



The pancake rolled into the pigpen. As quick as a flash, the pig lifted the pancake with his snout, tossed it into the air and gobbled it up!
That was the end of the runaway pancake.








twinkl


Who Chased the Runaway Pancake?


Can you name the animals? Can you write the first sound? Can you write the name?

















Runaway Pancake




woman




pancake



dog




rabbit



duck



cat



goat



fox



pig



pigpen

The Runaway Pancake




woman




dog

attach ends and adjust to fit head



rabbit

attach ends and adjust to fit head



duck

attach ends and adjust to fit head



cat

attach ends and adjust to fit head



goat

attach ends and adjust to fit head



fox

attach ends and adjust to fit head



pig

attach ends and adjust to fit head



The Runaway Pancake

attach ends and adjust to fit head


The Runaway Pancake

Home Learning Challenges


Make some pancakes with a grown-up. As you mix the ingredients together, look carefully at how the mixture changes. What happens to the mixture when it cooks in the pan? How is it different to the mixture in the bowl?

Pancake starts with a 'p' sound. Draw a picture of something else that starts with 'p'.


At the end of The Runaway Pancake story, the pancake was eaten by the pig. Can you think of a different ending for the story? Draw a picture of your new ending.




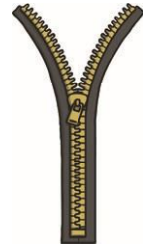
In the story, the pancake rolls away from everyone who is trying to catch it. Have a look around your house and find some other objects that can roll. Why are these objects able to roll? Why is the pancake able to roll?





op







ip




at





an







ig



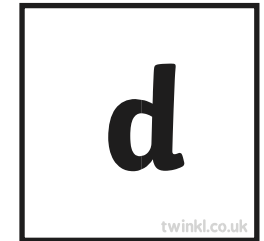



am




ap




ad







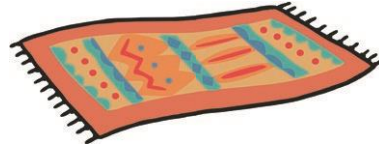
at




an







ug




eb




n







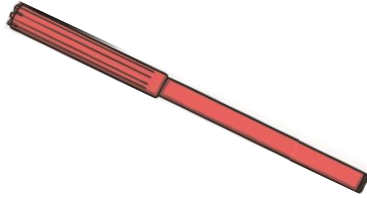
eg








ed




en





en







ig




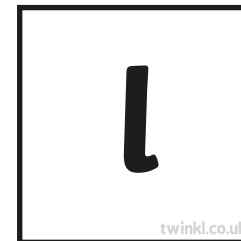


ed




og


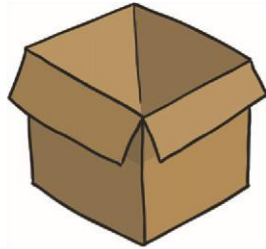


ug








ox



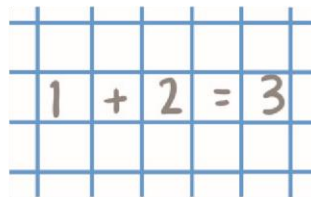
us



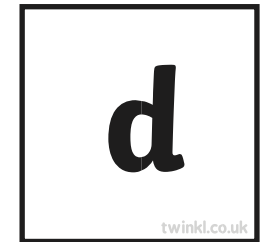



og



um



twinkl.co.uk



Hand Print Sunflowers






Supplies

- Yellow or white paper
- Yellow paint
- Brown or black tissue paper
- Green, brown or black card
- PVA glue



Step 1. Cut a saucer sized circle out of the brown or black card.





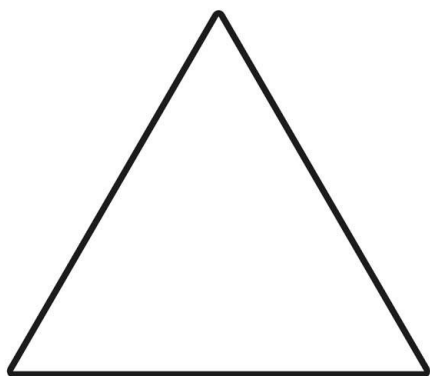

Date _____

Name _____


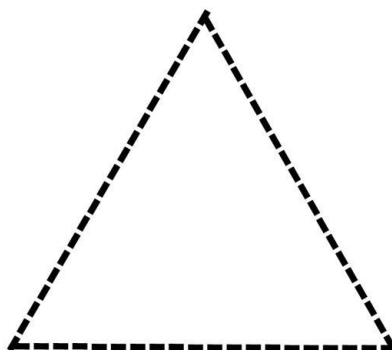



Colour, trace and connect to make the shapes.



Colour




Trace







Connect



Pizza Shape Colouring




-  circle
-  square
-  triangle
-  rectangle

twinkl.com

Paper Plate Sun

You will need:

- Yellow and orange tissue paper, cut up into squares
- Yellow wool or ribbon
- Yellow paper
- One paper plate
- PVA glue
- Sticky tape
- Ruler
- Scissors
- Pencil





Step 1

Spread PVA glue thinly all over the paper plate. Then cover the centre of the plate with the squares of orange tissue paper.




Step 2

Continue to build up layers of tissue paper, working from the middle out, sticking them down with glue. Also stick lighter shades of orange, then yellow to make a gradual change to yellow.



Step 3

Place the yellow paper landscape, then use a ruler and pencil to draw lines going horizontally along it. Draw the lines from the top to the bottom of the paper, using the width of the ruler to separate each line.




Step 4

Using scissors, cut along each line; this should leave you with strips of card a ruler width in thickness.




Step 5

Make a loop out of each yellow strip by gluing the ends together.




Step 6

Using sticky tape or glue, stick the loops of yellow paper at equal distances around the edge of the paper plate.



Step 7

Use a hole punch to make a hole at the edge of the bowl, between two loops.



Step 8

Thread a loop of yellow ribbon or wool through the hole and tie so that the sunshine can be hung.