



Term: Summer 2

Teacher & Year Group: Miss McInnes, Class 3



Home Learning

Hi class 3

This is the 12th week of Home Learning, I hope you have been enjoying time with your family and working hard, I can't wait to see/hear about what you have been doing when we return back to school. Last week you were set a writing challenge, I can't wait to read your stories. I have sent some more lessons for you to get on with and I hope you are regularly practicing your reading, handwriting and times tables.

I hope to see you all soon,
Miss McInnes

Daily Activities.

This week we are focusing on

Monday

Continuing with the work we have been doing about The Lorax.

<https://www.youtube.com/watch?v=EdWesdMfyd4>

Today I would like you to create a map and a set of instructions to get to the Onceler's house. You can make up the directions, including made up buildings, trees, lakes... One instruction per line will make it nice and clear to read. Remember to use imperative verbs (bossy verbs) and time connectives e.g. next, after that...

Tuesday

I would like you to write a letter to The Onceler persuading him to stop cutting down the trees. Think about what sort of language you need to use to make him change his mind. Remember he is a very greed person and loves making money from the trees.

Try to set your work out into paragraphs explaining a different point in each paragraph. Paragraph 1 might include what is happening to the animals when he cuts the trees down. Paragraph 2 you might talk about the noise pollution from him and his family chopping down the trees. Include adjectives, a range of sentence openers, adverbs, conjunctions and alliteration if possible.

English



	<p>There is an example of persuasive writing in the resources below but it is not about the same topic.</p> <p>Wednesday Now I would like you to think about how much the thneed means to the Onceler and create a poster to advertise it. Make it eye catching and make sure you include the cost, the purpose of the thneed and a picture.</p> <p>Thursday Thinking about the invention that the Onceler made, can you create and draw your own invention. It could be something that you make out of the trees or it could be something to help grow more plants and trees.</p> <p>Friday Now write a set of instructions for how to use your invention. How does it turn on and off? What does it do? Think about each step carefully. Number your instructions, one instruction per line, use imperative verbs and time connectives.</p>
<p>Maths</p>	<p style="text-align: center;">Daily Activities</p> <p>Year 3 & 4 I have included some worksheets on statistics and interpreting data. Make sure you go onto TT Rockstars each week too.</p>
<p>Art</p>	<p>Can you find a plant or flower in your house/garden? (If you don't have any, you could find a picture in a magazine or online) Using different textures can you draw the plant/flower on a piece of paper, we looked at different shades and textures in class, you need to really capture the detail in your drawing.</p> <p>I have added a sheet with a range of pictures if you are unable to find any yourself 😊</p>
<p>Science</p>	<p>The Life Cycle of a Plant.</p> <p>https://www.bbc.co.uk/bitesize/topics/zgssgk7/articles/zyv3jty - Here is a video explaining the life cycle of a plant. Once you have watched the video, further down the page on the link is a quiz, it has 5 questions, good luck!</p> <div data-bbox="1583 1203 1997 1344" data-label="Image"> </div> <p>I have included worksheet in this pack, please check you are completing the correct sheet for your year group. 1 star – Year 3 2 star – Year 4.</p>



Computing	Don't forget you can go on Espresso coding or practise your computing skills by typing up a story or creating a powerpoint – this could be about anything you want.
Religious Education	<p>We are continuing with Joseph and his Technicolour Dream Coat.</p> <p>https://www.youtube.com/watch?v=MKW6ylouF1s - Please feel free to skip the video to 1:14 to hear the story</p> <p>I have included a template in the pack, I would like you to write a sentence for each part explaining why he was named 'Joseph the dreamer' , 'Joseph the prisoner' and 'Joseph the ruler'.</p>
P.E	<p>https://www.youtube.com/user/thebodycoach1</p> <p>Every morning at 9am, Joe Wicks streams a live PE lesson. It is 30minutes long, if you don't tune in at that time, you can access it at any time on his YouTube channel, follow the link above.</p> <p>https://www.youtube.com/results?search_query=cosmic+kids+yoga</p> <p>I have also included a YouTube link for Cosmic Kids Yoga – these videos are great as they tell a story through Yoga.</p>
PSHE	<p>Following on from R.E – Joseph and the Technicolour Dreamcoat.</p> <p>Have you ever had a dream that you would like to come true?</p> <p>I have included a template of a cloud, I would like you to draw your dream inside the cloud and then write a few sentences explaining what the dream was and why you would like it to come true.</p> <p>You could sit with an adult and discuss your dream together.</p>



English - Monday

Year 3

You will need:

1. _____

2. _____

3. _____



Handwriting practice box with three horizontal lines.

Handwriting practice box with three horizontal lines.

Handwriting practice box with three horizontal lines.



English - Tuesday

Persuasive Writing Examples

Why You Should Vote for me in the School Council Elections

Good afternoon, my name is Natalie Hicks and I would like to explain why you should vote for me in the school council elections on May 1st.

I have been attending this school since I was 5 years old so I care a lot about what happens here. I learned to read at this school, I lost my first tooth at this school and I have enjoyed every minute of my time here. However, I think that together we could make some changes that would benefit everyone.

Have you ever wondered what playtime would be like if the equipment we had was even better? How about if you got to choose how any money raised at the school was spent? I plan to arrange new and exciting fundraising opportunities and then ask you - the children - what we should spend our money on to make sure we have the best playtime toys possible.

Furthermore, I will make an excellent school councillor because I have really good ideas. I have shown this in my school work and in my enterprise projects. I know what children at this school want because I have a lot of friends and I talk to lots of people. I am good at talking to adults – it always says so on my school reports.

Additionally, I am trustworthy and honest. This is an extremely important quality in a school councillor. If my friends tell me a secret, they can depend on me not to tell anyone else. Just the other day I found £5 in the playground and handed it straight in to the office.

I have explained why I am undoubtedly the best candidate for this position. I know the school, I have good ideas which I can communicate and I am reliable and honest. Vote for me!



Spellings Year 3

Stage: 3	Words with the /s/ sound spelt 'sc' which is Latin in its origin.
List: 28	Name:



Spellings	1 st Attempt	2 nd Attempt	3 rd Attempt	4 th Attempt	5 th Attempt
science					
scene					
discipline					
fascinate					
crescent					
scissors					
ascend					
scented					
scenery					
descend					



Year 3 – Spelling activity.

Stage: 3

Words with the /s/ sound spelled 'sc' which is Latin in its origin.

List: 28



Spelling Shed

Use a dictionary to find out what your spellings mean.
Create your own definition for 5 of your words.

Spellings

science

scene

discipline

fascinate

crescent

scissors

ascend

scented

scenery

descend

Your word

Your definition



Grammar Year 3

a Tick the present perfect sentence.

The firefighters have gone to put out the fire.

The firefighters went to put out the fire.

The firefighters are putting out the fire.



c Clumsy Mr Whoops has lost all the words from this word family. Can you help him to find two of them?

act



e Add the prefixes inter-, auto- or anti- to these root words:

active _____

social _____

b Write these verbs in their past

tense form:

I bring _____

I buy _____

I deal _____

d Write an exclamation sentence about this picture.



f Place the homophones 'seen' and 'scene' correctly in this sentence:

Have you _____ the _____ in the movie where the dinosaur appears?






Reading Comprehension

Birds in Your Garden

There are many different types of bird that you might see in your garden. Here are a few of them:



Robin

Robins are very easy to spot in your garden. They have a red breast and a brown head and back. They have long legs and a short tail. They are very territorial. This means they live in one area and will stop other robins from living there too. They eat insects, fruit, seeds and worms.

Jackdaw

The jackdaw is a noisy bird. You would definitely notice this bird in your garden. They are quite large, and have a grey neck, a stubby beak and white eyes. They eat insects, dead animals, eggs, young birds and seeds. Jackdaws are known for stealing things; not just food but objects too!



Blue tit

The blue tit is a very small bird with bright blue and yellow feathers. The male and female look the same. They eat insects, caterpillars, seeds and nuts. They often eat from bird tables and live in garden nesting boxes. In winter, they meet with other blue tits to make it easier to search for food.





Blackbird

Blackbirds are very common garden birds. They also live in farmland, woodland and near streets and coasts. They eat insects, worms, seeds and fruit. Blackbirds tend to live on their own. The male is glossy black with an orange beak and an orange ring around his eye. The female is dark brown with a brown beak.



Heron

Hérons like to stand next to garden ponds. This is because they love to eat fish, and sometimes steal very expensive fish from people's ponds! They are quite large and have a long thin beak, long thin legs and skinny neck. When they fly, they stretch their legs out behind them and their neck is folded back.





Questions

1. What does a robin eat? Tick **one**.

- insects, fruit, worms and seeds
- fruit, insects and eggs
- worms, eggs and insects

2. In which season do blue tits work together to find food? Tick **one**

- summer
- spring
- winter

3. Write 2 adjectives from the text that describe a jackdaw.

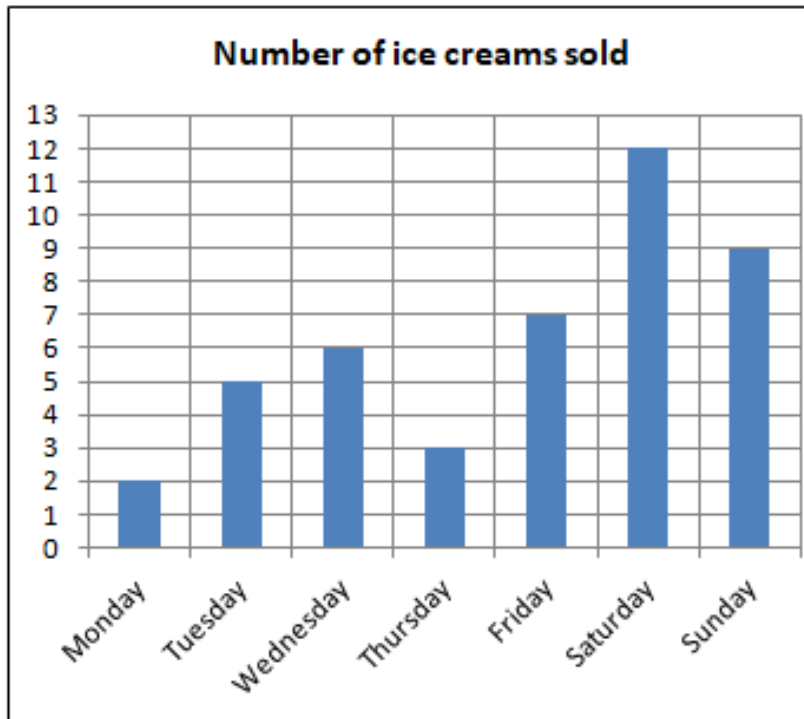
4. Put ticks in the table to show which sentences are true and which sentences are false.

Sentence	True	False
A male blackbird has a brown beak.		
Herons have long thin legs.		
Blackbirds usually live on their own.		
When herons fly, they stretch their legs out in front of them.		

5. Why do herons like to stand near garden ponds?



Maths - Year 3



1. On which day were the most ice creams sold?
2. When were the least ice creams sold?
3. How many more ice creams were sold on Sunday than Friday?
4. What was the second most popular day for buying ice creams?
5. Why do you think ice creams were most popular at the weekend?
6. Why were so few ice creams sold on Monday and Thursday?



1) The pictogram shows the number of ice-creams that were eaten on a Saturday.

Ice cream flavours	Number eaten
Vanilla	
Strawberry	
chocolate	
mint choc chip	

Key
 = 4 ice-creams

Which flavour was the most popular?

Which flavour was the least popular?

How many more vanilla ice-creams were eaten than strawberry?

2) The pictogram shows the eye colour of children in year 3.

Eye colour	Number of children
hazel	
green	
brown	
blue	

Key
 = 5 children

How many people have brown eyes?

Which eye colour is the most popular?

How many more people have blue eyes than green?

3) The pictogram shows the favourite pizza types of children in class 3E.

Pizza type	Number of children
Pepperoni	
Hawaiian	
Vegetarian	
Cheese & tomato	

Key
 = 2 children

Which is the least favourite pizza type?

How many more children voted for cheese & tomato and Vegetarian than Hawaiian?



4) The pictogram shows the number of ice-creams that were eaten on a Saturday.

Colour	Number of children
green	
blue	
red	
purple	

Key
 = 2 children

How many children voted for green and red?

Which colour was the least popular?

How many more children voted for purple and green than red?

5) The pictogram shows the number of books read over the half term holidays in year 3.

Colour	Number of books read
3E	
3D	
3N	
3S	

Key
 = 6 books

Which class read the least number of books?

Which two classes read 45 books between them?

6) Write your own questions about the pictogram.









Class	Number of biscuits sold
3T	
3W	
3E	
3N	


Key
 = 10 biscuits



Ron, Amir and Alex record the scores of six football matches. Unfortunately, Ron spilt paint on them.


Record the results based on what the children remember.

Match	Number of goals  = 2 goals
1	
2	
3	
4	
5	
6	 



Match 1 had 3 more goals than match 3

Match 6 had 1 less goal than match 2




Match 4 had twice as many goals as match 3



Eva has created a table to show how many boys and girls took part in after school clubs last week.

Day	Boys	Girls
Monday	11	9
Tuesday	18	12
Wednesday	13	11
Thursday	8	8
Friday	9	7

Eva says,



106 boys took part in after school clubs last week.

Is Eva correct?

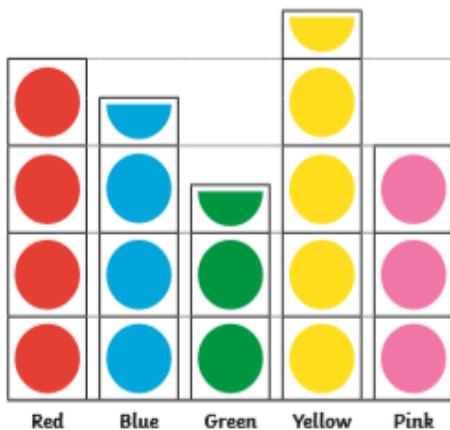
Explain why.



Pictogram

a

The scaled pictogram uses one picture or symbol to represent two or more values.



How many fewer children chose red as their favourite colour as compared with those who chose blue and green?

Three more children are surveyed and they choose blue as their favourite colour. Which colour is the most popular now?

Objectives

b

Interpret and present data using bar charts, pictograms and tables.

Solve one-step and two-step questions (for example, 'How many more?' and 'How many fewer?') using information presented in scaled bar charts and pictograms and tables.

Tables

c

Some children researched how a class of children had travelled to school.

Use the data in this table to create a scale bar chart or pictogram.

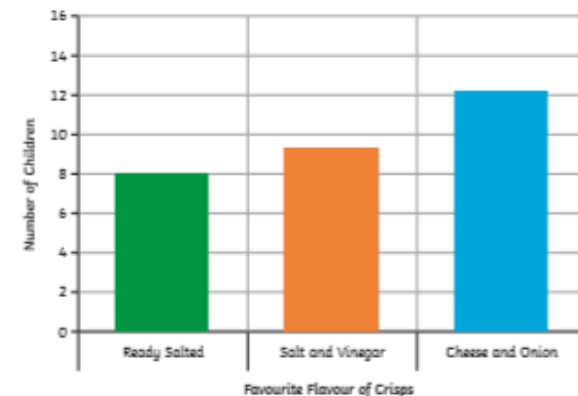
Mode of transport	Number of children
Walk	15
Car	8
Bus	5
Bicycle	4

Which scale would you choose?

Bar Charts

d

Bar charts use a bar on a scale to represent data.




What is the total number of children surveyed?

What is the difference in the number of children who chose the ready salted and salt and vinegar?



Year 3 – Mental Maths

1)	13 subtract 4	
2)	Double 7	
3)	$60 + 8$	
4)	Write down the number one hundred and twenty-six	
5)	Which number is greatest? 27 62 45 53 39	
6)	Which month comes before June?	
7)	$6 + \underline{\quad} = 11$	
8)	Which of these numbers is even? 17 11 25 14 31	
9)	10×7	
10)	What is the next number in the sequence? 14, 16, 18, 20, 22, <u> </u>	
11)	What number is 1 more than 156?	
12)	I have 20p. I spend 15p. How much do I have left?	
13)	A yard is 3 feet. How many feet in 3 yards?	
14)	What is the time? 	
15)	Sally has 8 sweets which she shares equally between 2 of her friends. How many do they each get?	
16)	Today is Wednesday. What will the day be in 3 days' time? Monday Friday Saturday Sunday	



Art

Using different textures can you draw the plant/flower on a piece of paper, we looked at different shades and textures in class, you need to really capture the detail in your drawing.



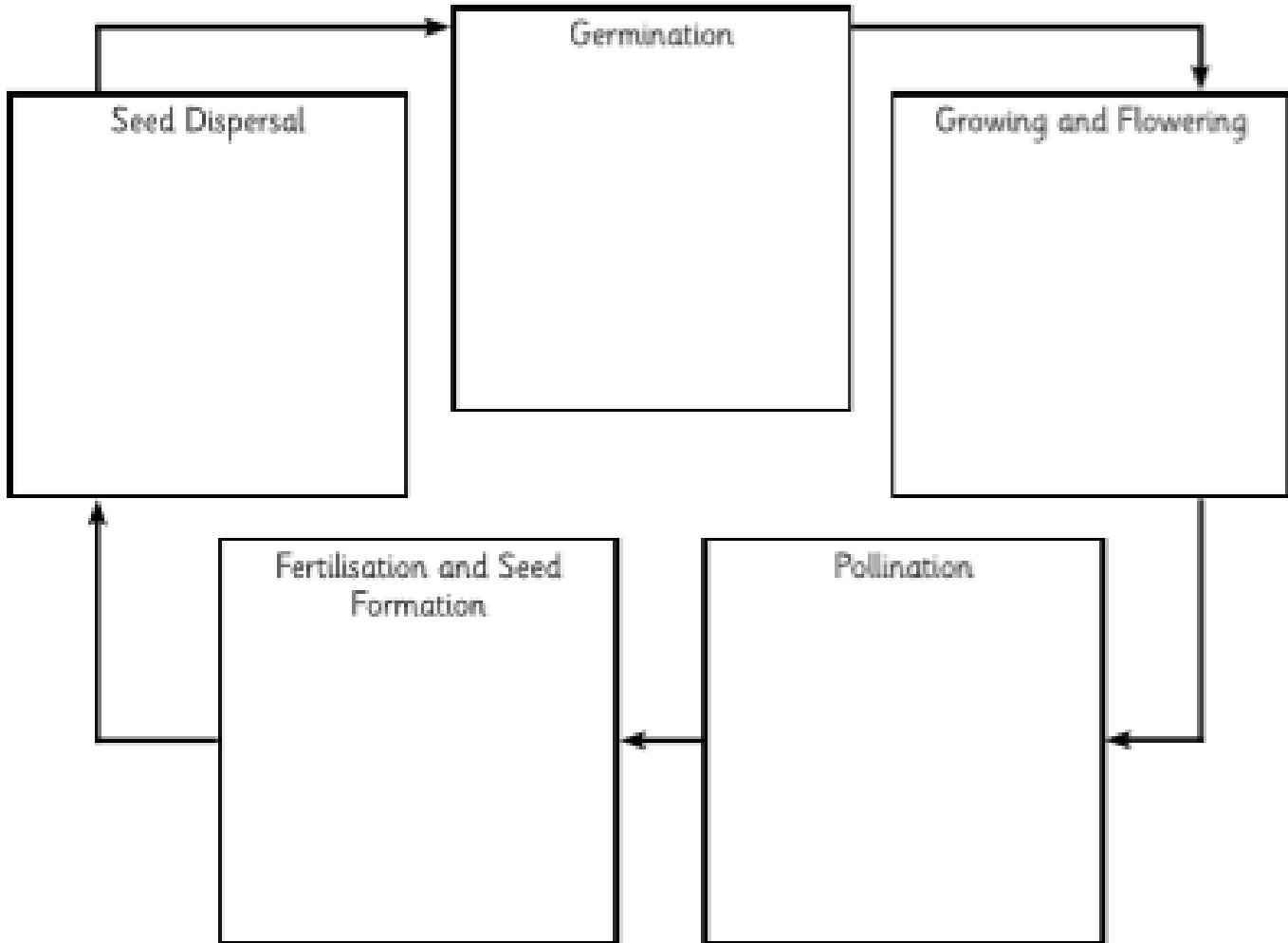







Science – Year 3

If you can't print you could redraw this however you like in your Home Learning book to show the life cycle of a plant.



Can you cut and stick the descriptions and pictures to the correct stage of the life cycle?



<p>The plant grows bigger and forms a flower.</p>	<p>The fully formed seeds are moved away from the parent plant.</p>	<p>The seed starts to grow.</p>	<p>The pollen joins with an ovule and a seed starts to form.</p>	<p>Pollen from the anther lands on the stigma and travels down the style.</p>
				

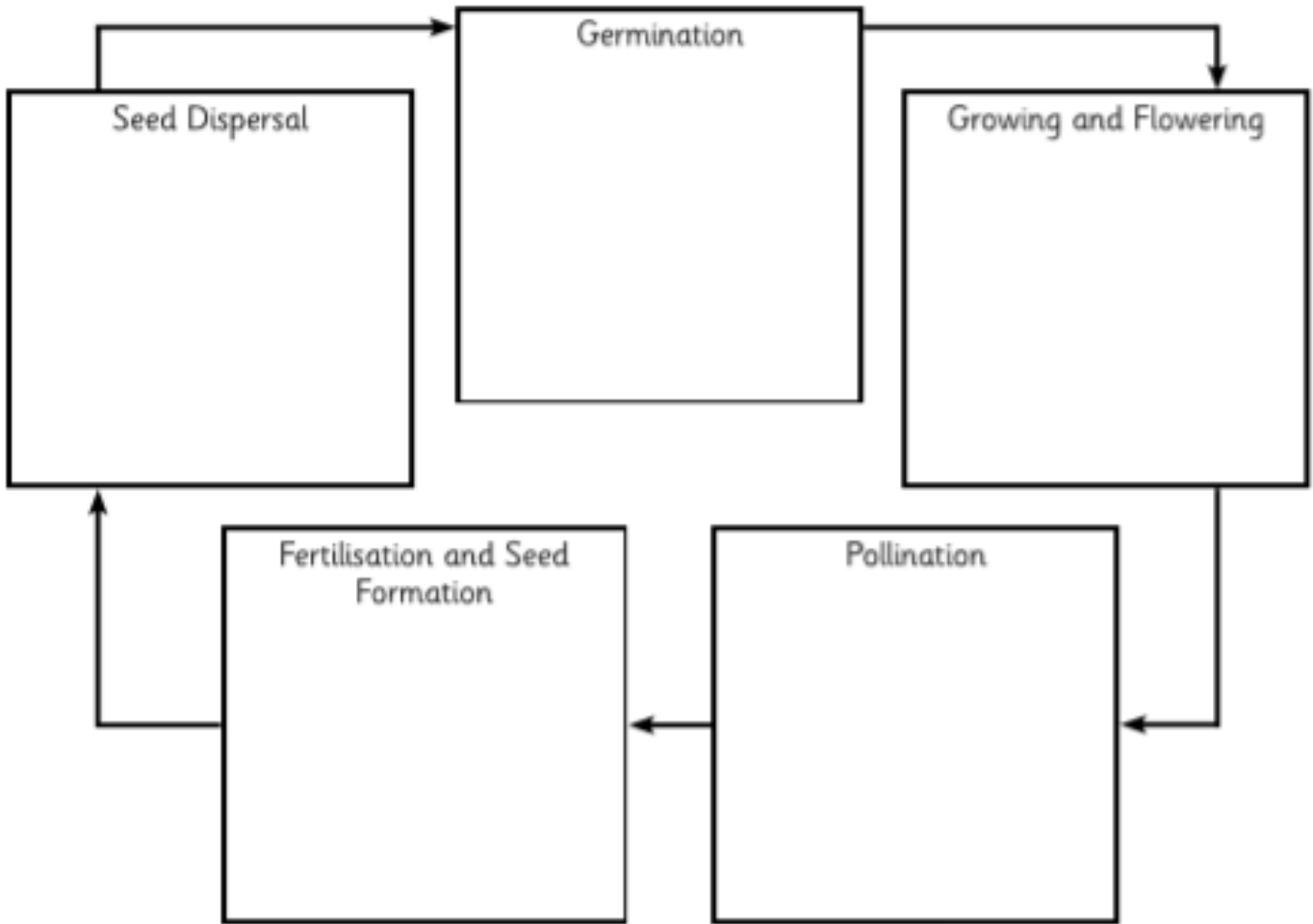


Science – Year 4

If you can't print you could redraw this however you like in your Home Learning book to show the life cycle of a plant



Can you cut and stick the descriptions and pictures to the correct stage of the life cycle?
Add the missing words to each description using the key words.



The plant grows _____ and forms a flower.	The fully formed _____ are moved away from the parent plant.	The seed _____ to grow.	The pollen joins with an _____ and a seed starts to form.	Pollen from the _____ lands on the stigma and travels down the style.

Key Words
seeds
ovule
starts
anther
bigger



Religious Education - Can you write a sentence explaining why he was named each of these names?

Joseph the dreamer

Joseph the prisoner

Joseph the ruler



PSHE - Have you ever had a dream that you would like to come true?

I would like you to draw your dream inside the cloud and then write a few sentences explaining what the dream was and why you would like it to come true.

