



Term: Summer 1

Teacher & Year Group: Miss McInnes Week 10.

Home Learning

Hi class 3.

This is the 10th week!!!

I hope you have been enjoying the sunshine a little. I have sent some more lessons for you to get on with and I hope you are regularly practicing your reading, handwriting and times tables.

Miss McInnes

Daily Activities.

This week we are focusing on

Monday

Bank Holiday Monday - have some fun with your family, play some games, tell some jokes, and make them smile.

Tuesday

We are going to carry on from last week's work on The Lorax. Today I would like you to imagine that you have a little seed that needs planting. Your seed will turn into a plant or tree that grows whatever you like. I would like you to write a paragraph or two describing what your seed looks like, what your tree/plant looks like and what you will get from your tree. Try to include adjectives, alliteration, similes, adverbs, fronted adverbials, conjunctions and commas to punctuate your sentences correctly.

It can be as wild as you like. For example,

My silver, shimmery seed will turn into an enormous rainbow coloured tree that is as tall as Big Ben. The luxurious, lava coloured leaves are sparkly and heart shaped. Gracefully, they sway in the wind and create an angelic tune like a chorus of birds.

English



		<p>Miniature, fluffy, yellow monkeys grow out of the beautiful golden tulips that form in the centre of each leaf. The smile of the microscopic monkey is so infectious, you can't help but smile back.</p>
	<p>Wednesday</p>	<p>I would like you to use the work you created yesterday to write your own version of The Lorax story. You can either write it on your computer or on some paper. You can use the same structure of the story and change what the trees turn into, you can change the characters, the place where the story is set. It is completely up to you.</p> <p>To make your story great try to include; paragraphs, adjectives, capital letters, commas, full stops, inverted commas ("speech marks"), similes, alliteration, adverbs, conjunctions and a range of sentence openers.</p>
	<p>Thursday</p>	<p>https://www.bbc.co.uk/bitesize/topics/zpbbkqt/articles/zbv72sg</p> <p>Click on the link above and scroll down to the video on growing vegetables to get some ideas.</p> <p>Make a set of instructions on how to help your plant or tree grow. Think about what your seed is growing into and what it might need to help it grow. Remember to use imperative (bossy) verbs when writing instructions e.g. pour, put, water. Again you can make your instructions unique, they don't have to be the basics (water, sunlight, air). There is a template below on English Thursday to help you.</p>
	<p>Friday</p>	<p>Can you answer the comprehension questions based on The Lorax see questions below.</p>
<p>Maths</p>	<p style="text-align: center;">Daily Activities</p> <p style="text-align: center;">I have included some worksheets on multiplication and division. Make sure you go onto TT Rockstars each week too.</p>	
<p>Art</p>	<p>Draw or make (using junk modeling) your seed and plant or tree that you have invented for English.</p>	
<p>Science</p>	<p>Watch the video about what plants need to grow and then complete the activity below. https://www.bbc.co.uk/bitesize/clips/z9f87hv</p>	
<p>Computing</p>	<p>Don't forget you can go on Espresso coding! You could create a Powerpoint presentation about The Lorax.</p>	



Religious Education	<p>Watch the video again of Joseph and his technicolour dream coat. https://www.youtube.com/watch?v=MKW6ylouF1s</p> <p>Please feel free to skip the video to 1:14 to hear the story</p> <p>This week, can you retell the story using the storyboard template in the pack?</p>
P.E	<p>https://www.youtube.com/user/thebodycoach1 Every morning at 9am, Joe Wicks streams a live PE lesson. It is 30minutes long, if you don't tune in at that time, you can access it at any time on his YouTube channel, follow the link above.</p>
PSHE	<p>This week we are looking at the labeling of films and their suitability. There are a few slides to read and then an activity that you can either print off and then cut and stick on to the second activity sheet or you can print off the second activity sheet and write the answers into the correct boxes.</p>



English - Thursday

You will need:

Firstly _____

Secondly _____

Finally _____



Reading comprehension



Name: _____

The Lorax

1. Who were the characters in the story?

2. Why is Tneedville different from our city?

3. Name the animals that lived among the Truffula Trees.

4. What happened when Once-ler cut the first Truffula tree?

5. What are 3 words the Once-ler used to describe the Lorax?



Spellings
Year 3

Stage: 3	Words ending with the /g/ sound spelled '-gue' and the /k/ sound spelt '-que.' These words are French in origin.
List: 27	
Name: _____	



Spellings	1 st Attempt	2 nd Attempt	3 rd Attempt	4 th Attempt	5 th Attempt
vague					
league					
plague					
tongue					
fatigue					
antique					
unique					
grotesque					
mosque					
plaque					



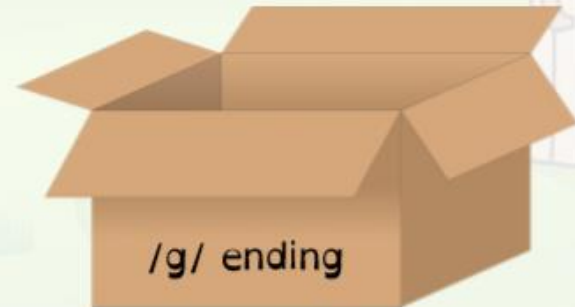
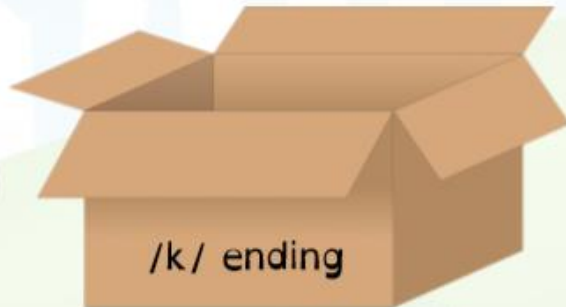
Year 3 – Spelling activity.

Divide the spelling list depending on their end sounds and spellings.



Spelling Shed

vague	league	plaque	tongue	fatigue
antique	unique	grotesque	mosque	plaque





Grammar Year 3

a Complete the table by turning these adjectives into adverbs. The first one has been done for you.

Adjective	Adverb
happy	happily
gentle	
true	

c Add a suitable subordinating conjunction to this sentence:

Dolphins breath oxygen _____ they are mammals.

e Fill in the missing word - 'a' or 'an' - in this sentence.

Cerise went to the shop and she bought _____ dozen eggs and _____ Easter card.

b Can you write a definition for each of these homophone words? Use a dictionary to help.

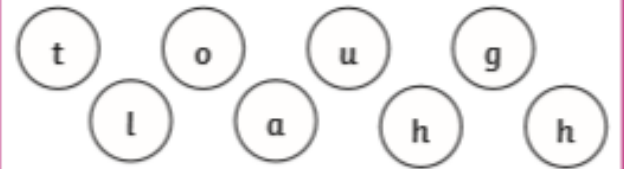
peace _____

piece _____

d Can you add all the missing punctuation to this sentence?

Can you think of a good idea asked Ben.

f Mr Whoops has been juggling with the letters from one of his Y3 spelling words. Can you spot what it is? Two have been done for you.'



a _____ h





Maths - Year 3

1. How many 5s are there in 25? $(25 \div 5 = ?)$

2. How many 4s are there in 36? $(36 \div 4 = ?)$

3. How many groups of 8 are there in 16? $(16 \div 8 = ?)$

4. How many 3s are there in 15? $(15 \div 3 = ?)$

5. How many 4s are there in 44? $(44 \div 4 = ?)$

6. $8 \overline{) 80}$

8. $8 \overline{) 88}$

10. $8 \overline{) 96}$

7. $3 \overline{) 42}$

9. $4 \overline{) 64}$




Will there be any remainders... (Use the grid to work out your answers.)

11. If you divide 41 sweets by 4?

12. If you share 34 sweets by 3?


13. If you divide 53 sweets by 4?

14. If you share 50 sweets by 5?





1. How many wheels would 9 tricycles have?



2. 24 people travel to an airport in taxis. 4 people travel in each taxi. How many taxis are used?



3. Hanan is a keen archer. One day she shoots 5 arrows. Each arrow scores an 8. What is her total score?



4. Three judges award 27 marks overall. They each give the same score. What score did they each give?



5. Cinema tickets are £8. Six people go to see a film. How much will they pay altogether?



6. Cans of lemonade are sold in packs of 4. Cherie wants 36 cans for a party. How many packs should she buy?



7. Trish, Karen and Layla share equally a packet of nuts. There are 21 nuts in the pack. How many nuts do each get?



8. A machine making mango pieces puts 8 pieces in each snack packet. The machine makes 88 pieces in 1 minute. How many packets are filled every minute?

9. A carpenter makes tables. Some have 3 legs and some have 4 legs. He plans to make 5 tables with 3 legs, and 4 tables with 4 legs. How many legs will he need?






Year 3



$6 \div 2 =$	$10 \div 2 =$	$20 \div 2 =$	$21 \div 5 =$	$12 \div 2 =$	$10 \div 5 =$	$30 \div 3 =$
$10 \div 10 =$	$15 \div 3 =$	$15 \div 2 =$	$16 \div 3 =$	$9 \div 2 =$	$2 \div 2 =$	$6 \div 3 =$
$40 \div 4 =$	$5 \div 2 =$	$21 \div 2 =$	$16 \div 5 =$	$31 \div 10 =$	$10 \div 3 =$	$10 \div 10 =$
$10 \div 3 =$	$13 \div 2 =$	$11 \div 5 =$	$21 \div 5 =$	$41 \div 10 =$	$3 \div 2 =$	$51 \div 10 =$
$35 \div 5 =$	$25 \div 5 =$	$50 \div 10 =$	$17 \div 5 =$	$20 \div 2 =$	$30 \div 5 =$	$30 \div 3 =$
$9 \div 3 =$	$12 \div 3 =$	$8 \div 2 =$	$22 \div 5 =$	$35 \div 5 =$	$18 \div 2 =$	$14 \div 2 =$

If there is a remainder of 1 colour the box **green**. If there is a remainder of 2 colour the box **brown**.

If there is no remainder leave the box white.



$$\underline{\quad} \times \underline{\quad} = \underline{\quad}$$

$$\underline{\quad} \div \underline{\quad} = \underline{\quad}$$

$$\underline{\quad} \div \underline{\quad} = \underline{\quad}$$

$$\underline{\quad} \times \underline{\quad} = \underline{\quad}$$




$$\underline{\quad} \div \underline{\quad} = \underline{\quad}$$

$$\underline{\quad} \div \underline{\quad} = \underline{\quad}$$

$$\underline{\quad} \times \underline{\quad} = \underline{\quad}$$

$$\underline{\quad} \div \underline{\quad} = \underline{\quad}$$

$$\underline{\quad} \div \underline{\quad} = \underline{\quad}$$



$$\underline{\quad} \times \underline{\quad} = \underline{\quad}$$

$$\underline{\quad} \div \underline{\quad} = \underline{\quad}$$

$$\underline{\quad} \div \underline{\quad} = \underline{\quad}$$

$$\underline{\quad} \times \underline{\quad} = \underline{\quad}$$


$$\underline{\quad} \div \underline{\quad} = \underline{\quad}$$

$$\underline{\quad} \div \underline{\quad} = \underline{\quad}$$

$$\underline{\quad} \times \underline{\quad} = \underline{\quad}$$

$$\underline{\quad} \div \underline{\quad} = \underline{\quad}$$

$$\underline{\quad} \div \underline{\quad} = \underline{\quad}$$



$$\underline{\quad} \times \underline{\quad} = \underline{\quad}$$

$$\underline{\quad} \div \underline{\quad} = \underline{\quad}$$

$$\underline{\quad} \div \underline{\quad} = \underline{\quad}$$

$$\underline{\quad} \times \underline{\quad} = \underline{\quad}$$

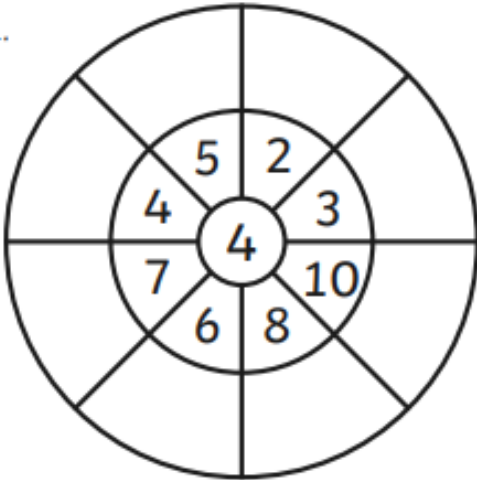
$$\underline{\quad} \div \underline{\quad} = \underline{\quad}$$

$$\underline{\quad} \div \underline{\quad} = \underline{\quad}$$

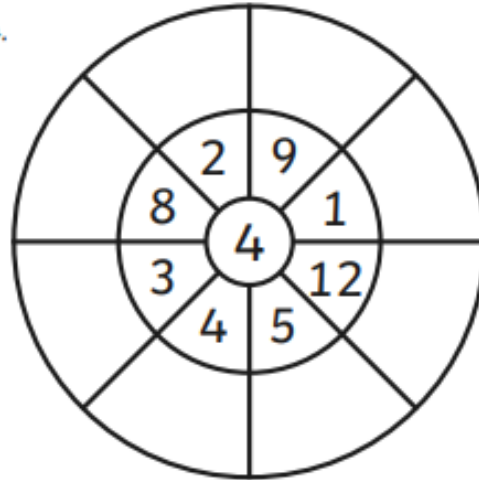


4 Times Table Multiplication Wheels

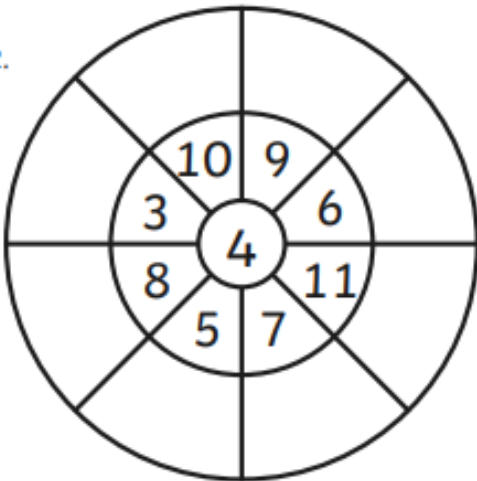
1.



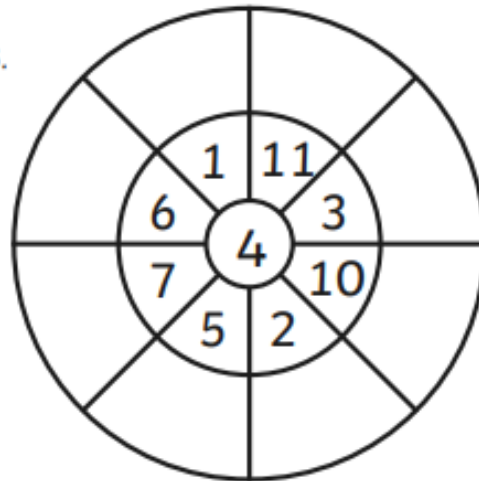
4.



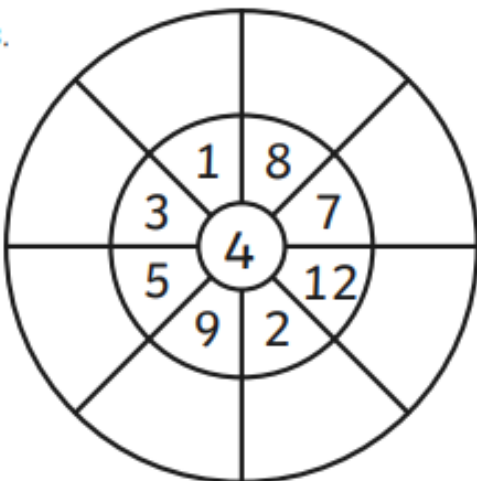
2.



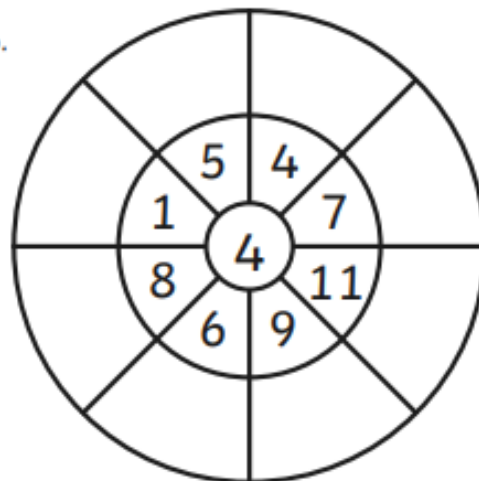
5.



3.

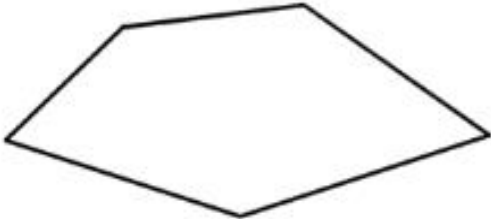



6.





Year 3 – Mental Maths

1)	$5 + 7$	
2)	Half of 10	
3)	How many sides? 	
4)	$12 - 5$	
5)	Write down the number one hundred and eighty-two	
6)	$40 + 6$	
7)	Double 8	
8)	5×3	
9)	What is the next number? 24, 23, 22, 21, 20, ____	
10)	What is the value of the digit 5 in the number 57?	
11)	How many TENS make 40p?	
12)	A football costs £10. How much do 3 footballs cost?	
13)	How many minutes in an hour?	
14)	What is 10 more than 23?	
15)	How much money? 	p
16)	I am facing north. I turn a half-turn. What direction am I facing now?	



Science

What does a plant need to grow? Write why the plant needs each of these things to help it grow.

Air

Sunlight

Soil

Water

Space




Religious Education

Can you retell the story of Joseph and the Technicolour Dreamcoat?



PSHE – Looking at which films are suitable for you

bbfc View what's right for you



Lesson 1: What can we watch?



The role of the BBFC

Lots of children and families love watching films and videos. But some films and videos have things in them that can make children feel worried, confused or uncomfortable. The British Board of Film Classification (BBFC) wants children to feel happy when they watch a film or video, so check what is in them first.



The BBFC was set up in 1912 and has been providing age ratings for films for over 100 years. Part of the role of the BBFC is to listen to what children, parents, carers and teachers think, and look at how families really decide what to watch. Research projects with children and parents are carried out across the country and the information gathered is used to make sure the advice is accurate.

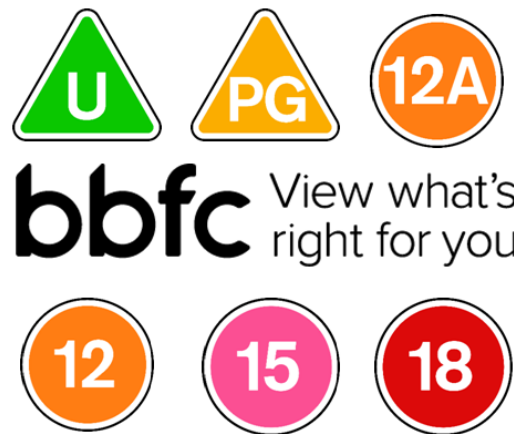


The BBFC age ratings

The BBFC uses age ratings and symbols and provides explanations about films, videos, and some films and series viewed online.

This helps children and their parents decide what to watch, or what might not be suitable.

For the same reason, the BBFC also helps to block some things online using parental controls, and make sure that some companies stop children under 18 using their websites.





Matching activity – support



For adults only



For everyone (universal) — should be suitable for children aged four years and over



For 15 year olds and over



For most people (but some scenes might not be suitable for younger children and might be a bit upsetting for some children) — parents and carers should check the film first)



For 12 year olds and over. Under 12s can watch if accompanied by an adult at the cinema.



Description activity – challenge

