



Term: Summer 1

Teacher & Year Group: Miss McInnes – Year 3. Week 8.

On to our 8th week now, I hope you are all staying safe and having a go at the work that is set for you. Make sure you keep reading as much as possible and keep practicing your times tables.

Daily Activities.

This week we are focusing on kindness, I have chosen a poem to base this week's learning on, you will find this below it is called 'Say Something Nice' – read this poem, I have set you a challenge if you dare to complete 😊

English

Monday The first task is to read the poem, then think about someone in your family or a friend that you love, then I want you to create a Wordle filled with lots of different words that describe the qualities you like about that person. I have included an example below in 'English – Monday' for your Wordle.

Once you have completed the Wordle, I want you to create an acrostic poem about that person, so for this you should use their name and then create sentences using the words from your Wordle.

Remember for an acrostic poem their name needs to be vertically and each sentence starts with that letter for example:

J
A
C
K

Tuesday Today I want you to create a kenning poem. So, you need to have a think about who you are going to write about. This could be a family member, someone in your house or a person you haven't seen in a while - you could ring them and tell them the poem over the phone to show them how much you love them.

For the kennings poem you should start with 'You are a...'

I have included a template below. .

Wednesday So, today I want you to create a Haiku poem based on 'kindness'

Remember a Haiku poem has a 5,7,5 syllable structure.



	<p>Thursday</p>	<p>Today, I want you to write a letter to a family member or a friend. This could be someone in your house or someone you haven't seen for a while. You could leave it somewhere for someone in your house to find it or you could post it (safely) with an adult, OR you could take a picture of your letter and ask an adult to send it to that person.</p> <p>In your letter you need to include the address, date, dear..., paragraphs, adjectives, similes and conjunctions.</p>
	<p>Friday</p>	<p>Time to get creative!!! Can you make your own kindness recipe for a potion? Think about what qualities make up a nice person, write a set of instructions and draw your potion labelling the qualities inside for example,</p> <p>A sprinkle of smiles A dash of humour A spoonful of laughter and a litre of politeness.</p> <p>In your set of instructions, you need to use time connectives (first, then, after that)</p>
	<p>Challenge - To write own free verse/rhyming poem about the current situation and how we can be kind or kindness in general - save these and bring them into school for a mini competition in class.</p>	
<p>Maths</p>	<p>I have included some worksheets on multiplication. Try your best to complete as much as you can.</p>	



Art



An act of kindness 😊

I can change the world with own two hands by being kind.

Can you create something similar to this and then put it in your window to pass the message on?

Make sure you complete the acts of kindness yourself 😊

Science

Collect things from around the house, garden or during your 1hours exercise to create your own plant and then label it.
You could use any items - sticks, cotton wool, paper, cupcake case, raisins.

Geography

I have added in another rivers sheet, this is similar to last week's sheet but this time it included sentences that you need to complete.

P.E

<https://www.youtube.com/user/thebodycoach1> Every morning at 9am, Joe Wicks streams a live PE lesson. It is 30minutes long, if you don't tune in at that time, you can access it at any time on his YouTube channel, follow the link above.

PSHE

There are a few activities on 'Relationships - Our Special People', for this activity could you sit with an adult to discuss the information given and complete the activities.



Poem

Say Something Nice

Every now and then
say something nice.

Say it to a friend.

Say it to a teacher.

Say it to your sister
or brother,
your father or mother.

Say something nice like:

You remind me of flowers.

or

Your hair is like fresh bread.

or

I like sausages.

or

you're better than asparagus.

or

I like you more than Simon.

Just say something nice
to make them feel good.

The world is sometimes grey
and things go wrong

but a kind word,
and a smile,
can turn it back around.

Say something nice like:

*That wasn't a very good poem
but I liked it when it stopped.*

What a strange poem! BUT it has an especially important message and that is, to be kind!

I'm setting you a challenge this week, can you write your own free verse or rhyming poem on kindness? You could write about the current situation – how we could be kind to others and the world or just ways in which we could be kind to each other.

Save your poem and bring them into school for a mini competition in class.



English Monday.

KIND

Caring



You are...

A smile maker,

A hug giver,

A joke teller,

A great listener,



English – Thursday

Today, I want you to write a letter to a family member or a friend. This could be someone in your house or someone you haven't seen for a while. You could leave it somewhere for someone in your house to find it or you could post it (safely) with an adult, OR you could take a picture of your letter and ask an adult to send it to that person.

In your letter you need to include the **address**, **date**, **dear...**, paragraphs, **adjectives**, **simile**, and **conjunctions**.

St Paul's Peel
Stocksfield Drive,
Little Hulton
M38 9RB

Thursday 14th May 2020,

Dear Barry,

I know that this lockdown has meant that I can't come to visit you, **but** it doesn't mean that I am not missing you or thinking about you. **Are you missing me too?**

I have gone from being in school and playing with my **amazing** friends to being at home all day, every day! However, this has given me time to think, lots of time.

I had a fantastic idea **and** that was to write this letter to tell you just how brilliant you are! You give the **cuddliest** hugs and you have **a smile as bright as the sun!**



Reading comprehension

Ozma and the Little Wizard

12 Once upon a time, in the beautiful Emerald City, lived an adored
 25 girl called Princess Ozma, who was ruler of all that country, and a
 35 little, withered old man known as the Wizard of Oz.

45 This little Wizard could do many strange and magical things,
 58 but he was a kind man, with merry, twinkling eyes and a sweet
 69 smile so, instead of fearing him because of his magic, everybody
 71 loved him.

82 Ozma wished that all the people who inhabited the pleasant Land
 95 of Oz should be happy and contented so one morning she decided to
 109 make a journey to all parts of the country to check. She asked the
 120 little Wizard to accompany her and he was glad to go.

132 "Shall I take my bag of magic tools with me?" he asked.

142 "Of course," said Ozma. "We may need a lot of
 146 magic before we return."



Quick Questions



1. What did the Wizard of Oz want to take on the journey with him?



2. Find and copy three adjectives the author uses to describe the Wizard of Oz.



3. Why might Ozma and the Wizard need to use magic before they return?



Write one way that Ozma and the Wizard are similar and one way that they are different.

Similar: _____

Different: _____



Spellings

Stage: 3	Words ending in '-er' when the root word ends in (t)ch.
List: 25	Name:



Spellings	1 st Attempt	2 nd Attempt	3 rd Attempt	4 th Attempt	5 th Attempt
teacher					
catcher					
richer					
stretcher					
watcher					
dispatcher					
butcher					
preacher					
cruncher					
scorcher					



Spelling activity.

Stage: 3
List: 25

Words ending in '-er' when the root word ends in (t)ch.



Spellings	Root Word
teacher	
catcher	
richer	
stretcher	
watcher	
dispatcher	
butcher	
preacher	
cruncher	
scorcher	

Look at your spelling list and work out what each root word is.

Can you think of any more words ending with 'ally'?

a
Match each word class label to the correct word in the sentence.

subordinating
conjunction

apostrophe
word used for
possession

Mo's bedroom floor was a mess because
it was full of smelly socks.

pronoun

adjective

b
Mr Whoops has accidentally
jumbled up a preposition. Can
you help him to unjumble it?

udrennhtac

c
Circle the correct homophone
word to fit in the sentence:

Fahad had a nasty cut on his leg but
it was beginning to _____.
(heel/heal)



d
Look at the picture. Can you fill
in the missing verb to create a
past progressive sentence?

The children were _____ a
really interesting nature
documentary.



e
Add the prefixes tele- or tri- to
these root words:

_____ port

_____ angle

f
Can you up-level this sentence
by adding an adverb?



The lion's claws are sharp.



Maths (3-times tables)

Complete the multiplications.



x =



x =

Dani makes an array using counters.



Write two multiplication and two division facts represented by the array.

x =

x =

÷ =

÷ =

Complete the number sentences.

- a) $6 \times 3 = \square$
- b) $3 \times \square = 27$
- c) $\square \div 11 = 3$
- d) $\square \div 3 = 5$
- e) $12 \times 3 = \square$
- f) $\square \times 3 = 0$

Complete the number sentences.

- a) $2 \times 3 = \square$
- b) $6 = 3 \times \square$
- $4 \times 3 = \square$
- $12 = 3 \times \square$
- $8 \times 3 = \square$
- $18 = 3 \times \square$

What patterns do you notice?

Write <, > or = to compare the statements.


- a) $33 \div 11 \bigcirc 3$
- b) $27 \bigcirc 30 \div 3$
- c) $9 \div 3 \bigcirc 3 \times 6$
- d) $6 \times 3 \bigcirc 6 \div 3$
- e) $3 \times 6 \bigcirc 18 \div 3$
- f) $0 \times 3 \bigcirc 3 \div 3$



(4 and 8-times table.)

What multiplication and division statements does the array represent?

Complete the statements.



× =

× =

÷ =

÷ =

A paper clip is 4 cm long.



How long are 6 of these paper clips?

The pictogram shows the animals a group of children have as pets.

Complete the pictogram.

Animal	Pictogram	Number of animals
cat		
dog		28
bird		
mouse		

= 4 animals

Complete the multiplications.

a) $2 \times 8 =$

b) $8 = 8 \times$

$4 \times 8 =$

$16 = 8 \times$

$8 \times 8 =$

$32 = 8 \times$



(Multiply 2-digit number by 1-digit number)

Work out 4×15

Tens	Ones
10	1 1 1 1 1
10	1 1 1 1 1
10	1 1 1 1 1
10	1 1 1 1 1

$4 \times 5 = \square$

$4 \times 10 = \square$

$4 \times 15 = \square$

Work out the multiplications.

a) 25×5

		T	O	
		2	5	
	x		5	

c) 5×26

Complete the multiplications.

a) $4 \times 24 = \square$

b) $3 \times 17 = \square$

c) $3 \times 25 = \square$

d) $34 \times 4 = \square$

b) 35×6

		T	O	
		3	5	
	x		6	

d) 4×36


Complete the column multiplications.

Tens	Ones
10 10	1 1 1 1
10 10	1 1 1 1
10 10	1 1 1 1

		T	O	
		2	4	
	x		3	

Section 1

Draw an arrow pointing to 5kg 250g.



Section 3

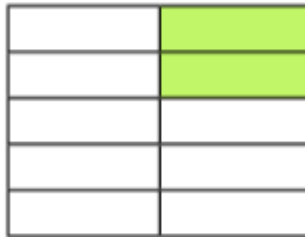
One pencil costs 28p. What do 3 pencils cost?

Section 6

$$140 + 20 + 20 = \boxed{}$$

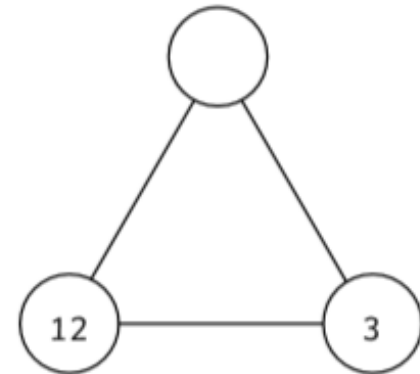
Section 4

What fraction is coloured in?



Section 7

Multiply the two bottom numbers to find the missing number.



Section 2

Complete this calculation:

$$\begin{array}{r} 89 \\ \times 2 \\ \hline \\ \hline \end{array}$$

Section 5

Measure this with your ruler. How long is it in mm?



Section 8


Start at 126.

Count on 30.

What is your answer?



Science



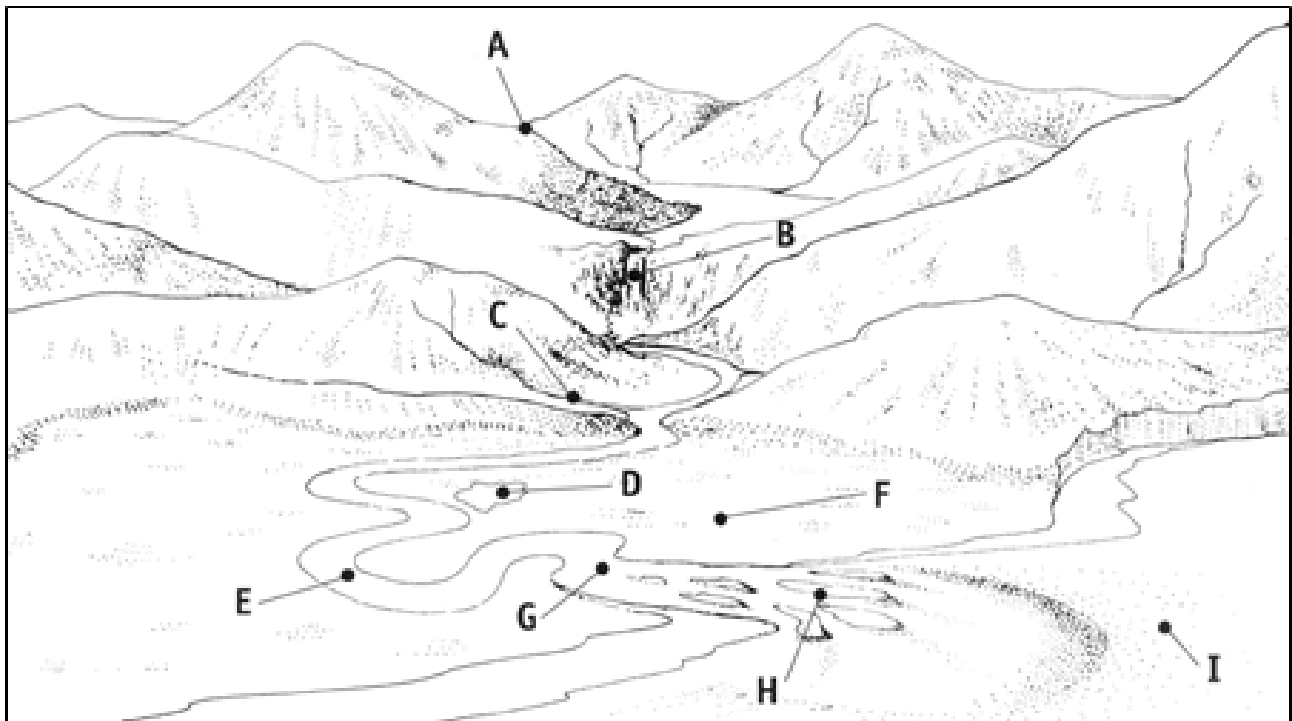
Be as creative as you can to create your own flower and then label each part of the flower.



Geography

As soon as rain falls on high ground it starts to flow downhill. The water finds the easiest way it can to the sea. The picture shows the course of a river from the hills to the sea.

What are the features marked at **A**, **B**, **C**, **D**, **E**, **F**, **G**, **H** and **I**? Choose the correct labels from those listed below and write the letter in the boxes.



mouth

lake

waterfall

delta

meander

tributary

flood plain

sea

source

Use the picture to help you fill in the gaps in these sentences:

The place where a river starts is called its _____.

A _____ is a smaller river or stream which flows into a larger one.

A large bend in a river is called a _____.

A _____ is an area of land roughly triangular in shape which forms where a river enters a lake or the sea.



KS2 Relationships: Our Special People



Home Learning: Friends and family



We are learning about what is important in friendships and family relationships

We will be able to:

- ✓ identify the qualities of positive friendships and family relationships
- ✓ explain how friends and family show they care for and value each other
- ✓ describe what is most important in a friendship or family relationship
- ✓ recognise that friendships and family relationships may change for different reasons and how to manage this



What's our starting point?

Draw and write

Draw or write about what is most important in a friendship or family relationship?



Special people

Think about the special people in your life (people you know well).

What do they do that makes them special to you?

Make a brainstorm, mind-map or word cloud about special people.


You don't have to name anyone, but think about your own special people as you do this activity.





What is most important?

Now look at the zone of relevance activity (**Resource 2**) in your worksheet pack.



What is most important in a positive friendship or family relationship?

Sort the statements.

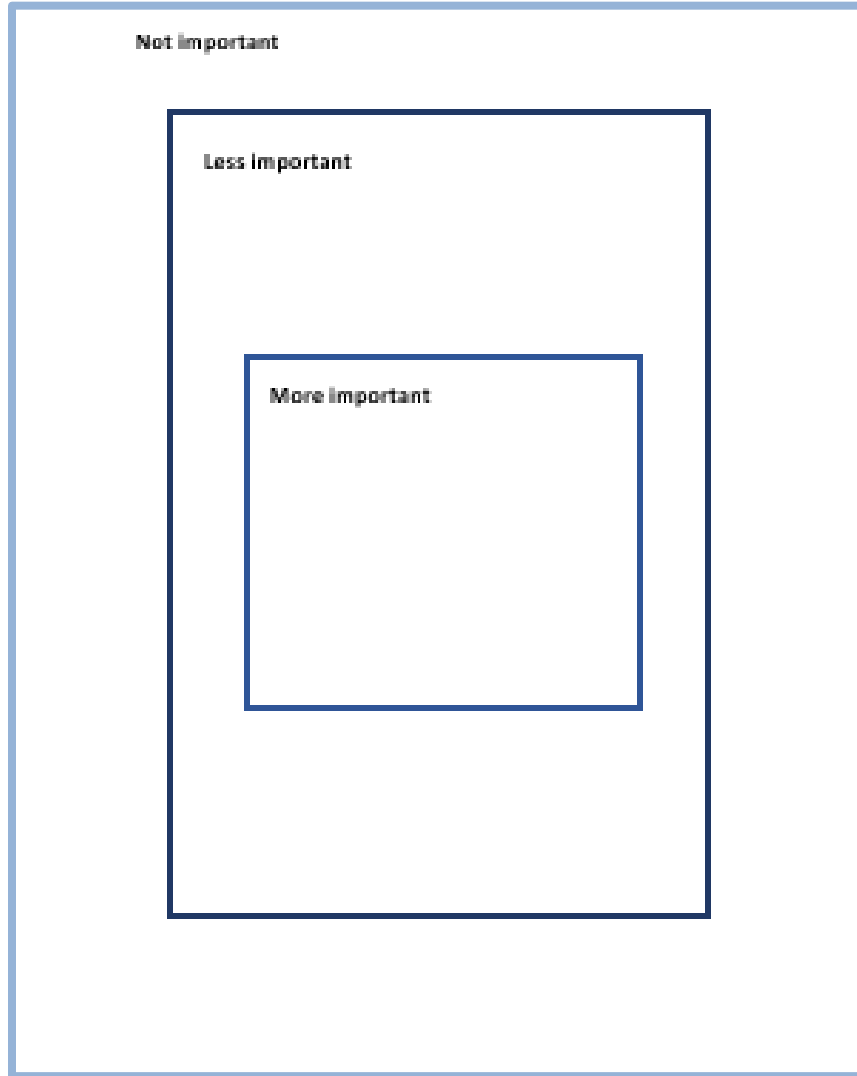
Put the things you think are most important for you in the centre square and the less important things in the outer square (*print off, type on the sheet or draw on a piece of paper*).



Giving presents

Making each other laugh

Being kind



**Not getting cross
with each other**

**Remembering special
times**

**Making each other
laugh**

**Cheering each other up
if one person is sad**

Sharing things

**Holidays or special days
out together**

Staying in touch

Living near each other

Having fun

Listening

Giving hugs

**Talking to each other
often**

Seeing each other often

Being the same religion

Helping each other

Giving presents

Being kind



Give me 5!

If someone (a special person) is far away or we don't see them that often, what are some fun ways to let them know we still care?



Think of five different ideas!

