



Term: Summer 1.	Teacher & Year Group: Miss McInnes, Year 3, Week 7.
-----------------	---

I hope you are all staying safe and are continuing to work hard at home. Remember to regularly practise your reading, handwriting and times tables.

Hope to see you all soon and all the amazing work you have done 😊

Daily Activities.

English

Monday	Complete the sentences about prepositional verbs.
Tuesday	<p>https://www.youtube.com/watch?v=-yPuWcCykNk Watch the clip for 'The Secret Life of Pets' – this is a different video with more of the characters.</p> <p>I would like you to choose one of the characters and write a diary entry about what you been doing whilst your owner has been at work.</p> <p>Remember to write the date of your diary entry, write in first person (I), use paragraphs and include adjectives and conjunctions.</p> <p>I have included a template to help you.</p>
Wednesday	Today I would like you to stay in character as the pet from yesterday and write a letter to your owner thanking them for all of the things they do for you. Think about what special treats they might give you, what fun games you might play with them...
Thursday	Your owner is going on holiday and someone else will be looking after you. Can you write a set of instructions on how to look after you? If you're a dog how many walks you need, your favourite games, what food you like and how often you need feeding...
Friday	Your owner can no longer look after you as they are allergic to you. Write a pet for sale advert, use the template below.

Maths

I have included some addition and subtraction questions please try your best. Use any method you feel comfortable with and use paper to jot down any working out.



Science	We are starting a new topic of plants in Science. I have given you a picture and I would like you to label it using the four boxes below (roots, flower, stem and leaves). You can either cut and stick them into the correct place or write the names next to the picture.
Geography	We are continuing to learn about rivers in Geography and this week I would like you to use the words below to fill in the missing blanks on the river labeling sheet.
Art	Use the animal templates to make your own pet. You can use any materials you've got around the house to make it or simply use paper and crayons or felt tips.
P.E	<u>https://www.youtube.com/user/thebodycoach1</u> Every morning at 9am, Joe Wicks streams a live PE lesson. It is 30minutes long, if you don't tune it at that time you can access it at any time on his YouTube channel, follow the link above.
PSHE	There are a few activities on 'Maintaining Dental Health'. We have learnt all about teeth in our Science lessons, but you could do some research to help you answer the questions 😊



English - Monday

1. Underline the prepositions in each sentence:

beside	under	from	
beneath	through	towards	in front of

- a) The dog waited beside the road.
- b) The dog went through the tunnel.
- c) The dog dropped the bone from his mouth.
- d) The ball fell in front of the dog.
- e) The dog ran towards his owner.
- f) Dogs like to snuggle under blankets, far beneath a cosy cover.

Challenge

2. Use four of the prepositions above to make sentences of your own.

a) _____

b) _____

c) _____

d) _____



English - Tuesday

Tuesday 5th May 2020

Dear Diary,

I am absolutely exhausted today; I have been so busy... eating!

My owner left early for work and left me a bowl of dry, boring, cat biscuits but, I knew she had left a tasty, yummy chicken in the fridge. I ate the whole thing, then guess what! You would not even believe it! I saw the most delicious, mouth watering cake on the shelf. I devoured the whole cake. It was so heavenly!

Now I feel guilty but I can't let my owner know it was me!

Chloe.



English - Wednesday

Dear...



Thank you for the small things that you do for me every day, like

Thank you for the times when you've done something big and special for me,
like....

Thank you for looking after me! I think you're brilliant because...



From...



Pet For Sale



animal: _____

age: _____ colour: _____

price: _____

description: _____




Rathers

by Mary Hunter Austin

I know very well what I'd rather be
If I didn't always have to be me!
I'd rather be an owl,
A downy feathered owl,
A wink-ity, blink-ity, yellow-eyed owl
In a hole in a hollow tree.
I'd take my dinner in chipmunk town,
And wouldn't I gobble the field mice down,
If I were a wink-ity, blink-ity owl,
And didn't always have to be me!


I know very well what I'd like to do
If I didn't have to do what I do!
I'd go and be a woodpecker,
A rap-ity, tap-ity, red-headed woodpecker
In the top of a tall old tree.
And I'd never take a look
At a lesson or a book,
And I'd scold like a pirate on the sea,
If I only had to do what I like to do,
And didn't always have to be me!





Rathers by Mary Hunter Austin

Or I might be a puma,
A single-coloured puma,
A slinking, sly-foot puma
As fierce as fierce could be!
And I'd wait by the waterholes where antelope drink
In the cool of the morning
And I do
not
think
That ever any antelope could get away from me.



But if I were a hunter,
A red Indian hunter –
I'd like to be a hunter, –
I'd have a bow made of juniper wood
From a lightning-blasted tree,
And I'd creep and I'd creep on that puma asleep
A flint tipped arrow,
An eagle feathered arrow,
For a puma kills calves and a puma kills sheep,
And he'd never eat any more antelope
If he once met up with me!



Red Indian - a dated European phrase that was used to describe the Indigenous peoples of North America. This phrase is no longer used as it is offensive.



Questions 29 to 38 are about 'Rathers'

29. Find and copy a word that means to eat hungrily.



30. In this version of the poem, which animals did the author want to be? Give two examples.

1. _____

2. _____



31. Where would the poet live, if she became an owl?



32. What does the word 'creep' mean in the fourth verse?



33. How would you describe a woodpecker's character?





34. How does the puma move in this poem?



35. Look at the verse beginning Or I might be a puma...
Find and copy a word or phrase that show that the puma is dangerous.



36. And he'd never eat any more antelope | If he once met up with me!
What is the poet trying to tell us about the red Indian and the puma?



37. Do you think the poet is happy being herself? Explain how you know.



38. What does the poem tell us about life in the wild? Use the text to explain your answer.

Spelling



Spellings

Stage: 3	Challenge Words
List: 24	

Spellings
address
arrive
certain
experience
history
mention
occasionally
probably
reign
sentence

Learn these spellings and then ask an adult to read them out in any order whilst you spell them out.
Record how many you spelt correctly 😊



Stage: 3	Challenge Words
List: 24	Answers:



Spellings
address
arrive
certain
experience
history
mention
occasionally
probably
reign
sentence

Rewrite each of your spellings with the letters in alphabetical order	
arrive	a e i r r v
address	
certain	
experience	
history	
mention	
occasionally	
probably	
reign	

Year 3 Summer Term 1

1

a Mr Whoops has made three clumsy spelling mistakes in his sentence. Can you underline them and correct them?

Last night, I saw an illusionist, who was a member of the magic circle, perform varyous piculiar tricks at a local magic show.

b Can you add two adjectives and an appropriate punctuation mark into this sentence to describe the train?

The _____ train sped past the station.

c Underline all the verbs in this sentence:

Tomorrow, my team are playing in the cup final and I am the top goal scorer.



d Are these sentences commands, exclamations, statements or questions?

Did you see the news

How terrible that is

Put that down

e Complete this table:

	starts with a vowel	starts with a consonant
garage		
newspaper		
unicorn		
igloo		

f Circle the prepositions in these sentences?

The frightened boy hid behind the jagged rock.

The girl, who was wearing a sun hat, was sitting under the umbrella.



Maths

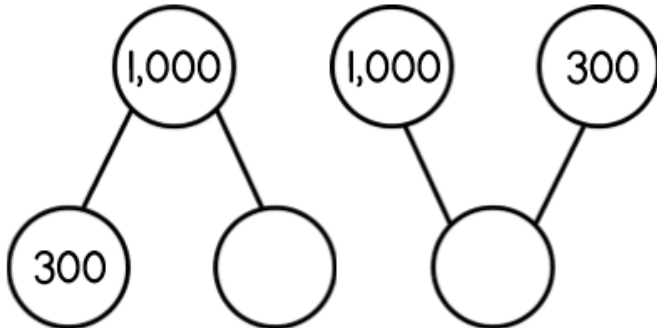
Year 3

Addition and Subtraction



Name _____

1 Complete the part-whole models.



2 marks

2 Alex has 262 stickers.
He buys 6 more.
How many stickers does he have now?

_____ 1 mark

3 Find the missing number.

$$522 = 8 + \underline{\hspace{2cm}}$$

1 mark

4 Complete the calculations. Show your working.


$$17 + 42 = \underline{\hspace{2cm}}$$

$$55 - 19 = \underline{\hspace{2cm}}$$

$$34 + 82 = \underline{\hspace{2cm}}$$

3 marks

5 Tommy makes this number.



He subtracts forty.

What is Tommy's new number?

_____ 1 mark



- 6 Work out $453 + 537$
You may use the counters to help

H	T	O

	4	5	3
+	5	3	7

1 mark

- 7 Complete the bar models.

376	245

577	
277	

2 marks

- 8 Complete the missing digits.

	3	8	9
+			6
		8	5

2 marks

- 9 Explain the mistake.

	7	4	2
-		6	7
	7	2	5

1 mark

- 10 Rosie wants to work out $102 - 98$ in her head.
Explain a method that Rosie could use.

1 mark

Circle how confident you feel with addition & subtraction.

<input type="checkbox"/>	1	2	3	4	5
	Not				Very
	confident				confident



Year 3 Maths Activity Mat

Section 1

$324 + 216 =$

$215 +$ $= 515$

Section 2

What is $\frac{1}{3}$ of 27?

What is $\frac{2}{10}$ of 50?

Section 3



What time is this?

What time will it be in 2 hours and ten minutes?

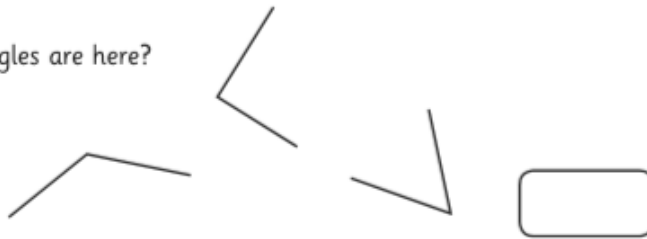
Section 4

At Bessie's Farm 375 eggs were collected. 141 of them were sold. How many eggs were left?

	H	T	O
-			

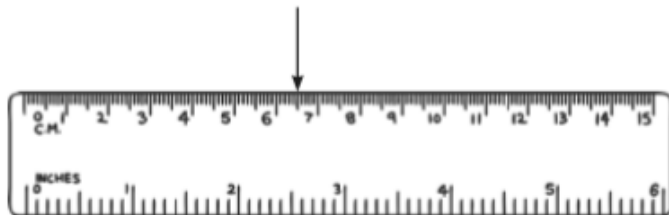
Section 5

How many right angles are here?



Section 6

How many cm is the arrow pointing to? Now write the measurement in mm.



Section 7

I buy a hat priced at £3.25. I pay using a £5 note. How much change will I have?

Section 8

How many faces does a cuboid have? Draw a cuboid here:



Mental Maths

Adding and Subtracting

Read the problems and calculate the answers in your head.

1. Add together 38 and 45. _____

2. Calculate the difference between 28 and 65. _____

3. What is the total of 12, 35 and 49? _____

4. How much less is 34 than 72? _____

5. Subtract 38 from 51. _____

6. What is the sum of 56 and 35? _____

7. What is 36 more than 29? _____

8. How much more is 61 than 27? _____

9. What number is the difference between 65 and 91? _____

10. Calculate the sum of 29 and 45. _____





Mental Maths

Adding and Subtracting

Read the problems and calculate the answers in your head.

1. Jamie has 45p and Tarek has 36p. How much do they have altogether?

2. Liam has £2.50. He buys a present for his mum for 75p. How much does he have left?

3. A teacher collects all the pencils in the classroom. He collects 45 pencils from the floor and adds them to the 37 pencils he has in the cupboard. How many pencils are there altogether?



4. There are 36 tennis balls in the PE store. Last week, there were 61 tennis balls. How many are missing?



5. It takes 35 minutes for a cake to bake in the oven. The cake has been in the oven for 18 minutes. How much longer before the cake is cooked?

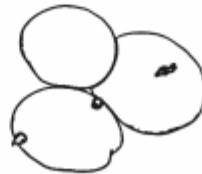
6. Hannah runs a race in 45 seconds. Ashton is 6 seconds slower. How long does it take Ashton to run the race?

7. Scott has 84p and Robert has 39p. How much more money does Scott have than Robert?



8. Jenny takes an hour and 25 minutes to get to school. How long was this in minutes?

9. A grocer has 2 sacks of potatoes weighing 43 kg altogether. One sack weighs 28kg. How much does the other sack weigh?



10. Omar gets 2 buses from school to his home. The fares are 85p and 35p. How much does the journey cost altogether?



Mental Maths

Adding and Subtracting

Read the problems and calculate the answers in your head.

1. Tom has 8 oranges and buys 2 more bags containing 4 oranges each. How many oranges does he have now?



2. Lauren has collected thirty 2p coins. How many more 2p coins does she need to buy a drink for £1?

3. Sam and Henry are each given £2 every week. If they put their money together, how many weeks will it take to buy a DVD that costs £12?



4. A teacher gives out 8 glue sticks from a box of 24, how many does she have left in the box?

5. Dan's grandmother can knit 1 sock every day. How many days will it take her to knit 3 pairs of socks?

6. Peter drives his car 6 miles to work and 6 miles home every day. How many miles does he drive in 3 days?

7. Amy eats 3 pieces of toast with every egg. She eats 2 eggs for breakfast - how many pieces of toast does she have?




8. Brad uses a £1 coin to pay for six bananas costing 15p each. How much change does he receive?

9. It took Joanna an hour and fifteen minutes to walk to school. How long was this in minutes?

10. Amy drops a box of 12 eggs and 7 of the eggs crack. How many eggs does she have left?



Science



Flower



The flower makes seeds to grow new plants.

Stem



The stem holds the plant up and carries water and nutrients from the soil to the leaves.

Roots



The roots anchor the plant into the ground and absorb water and nutrients from the soil.

Leaves



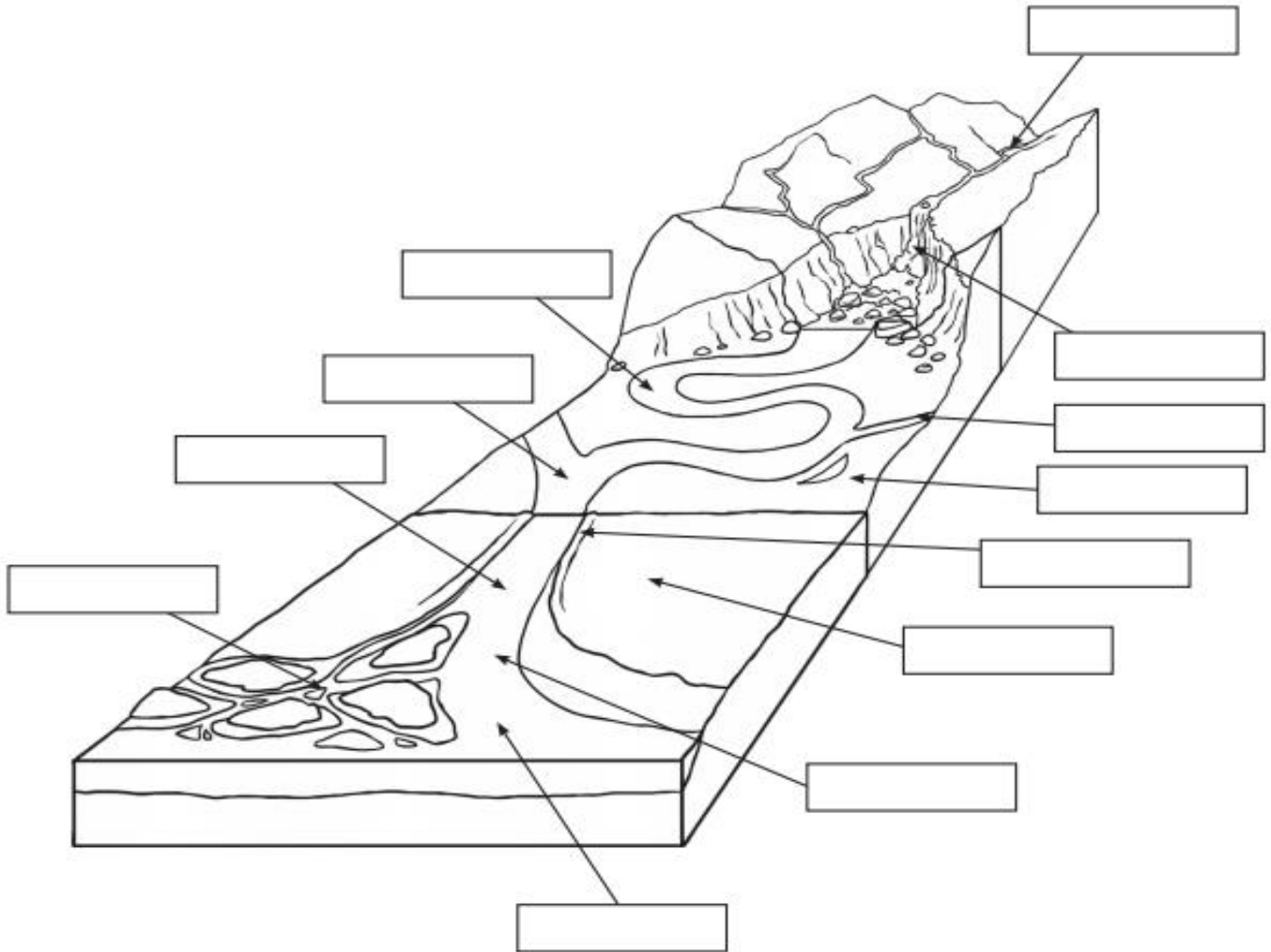
The leaves make food for the plant using sunlight and carbon dioxide from the air.



Geography

Labelling a River

Use the labels at the bottom of the page to identify each of the parts of the river system.



tributary	confluence	delta	estuary	floodplain	levee
meander	mouth	oxbow lake	source	waterfall	main channel



Activity: Fuzzy Faces

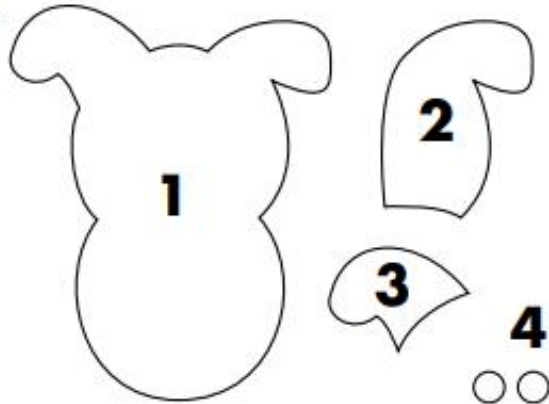
You'll need: coloured felt, scissors, PVA glue, a thin black pen, paper, coloured pens or pencils.

Make these fuzzy Secret Life of Pets faces! Use the templates and instructions below to cut out the felt shapes, and then stick them together as shown in the pictures. Use a thin black pen to draw on the features. If you're feeling confident, you could even design some more of your own. Ask a grown-up to help with any fiddly bits!

Once you've made a few fuzzy faces, why not stick them to a sheet of paper and draw around them to recreate your favourite scene from the film?

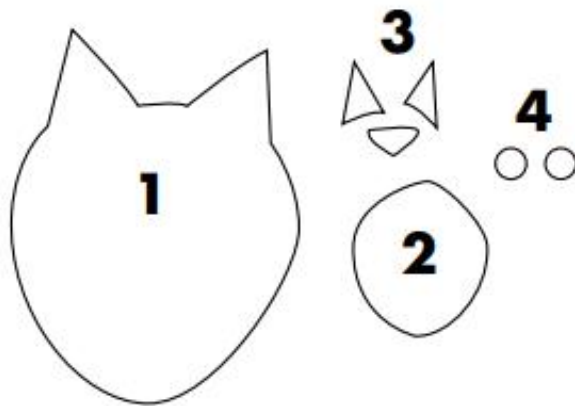
Max

- 1 - Base: white felt.
- 2, 3 - Ears and patch: brown felt.
- 4 - Eyes: white felt.



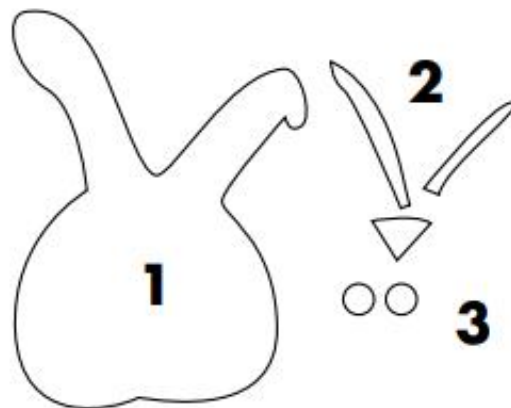
Chloe

- 1 - Base: dark grey felt.
- 2 - Patch: light grey or white felt.
- 3 - Nose and ear triangles: pink felt.
- 4 - Eyes: white felt.

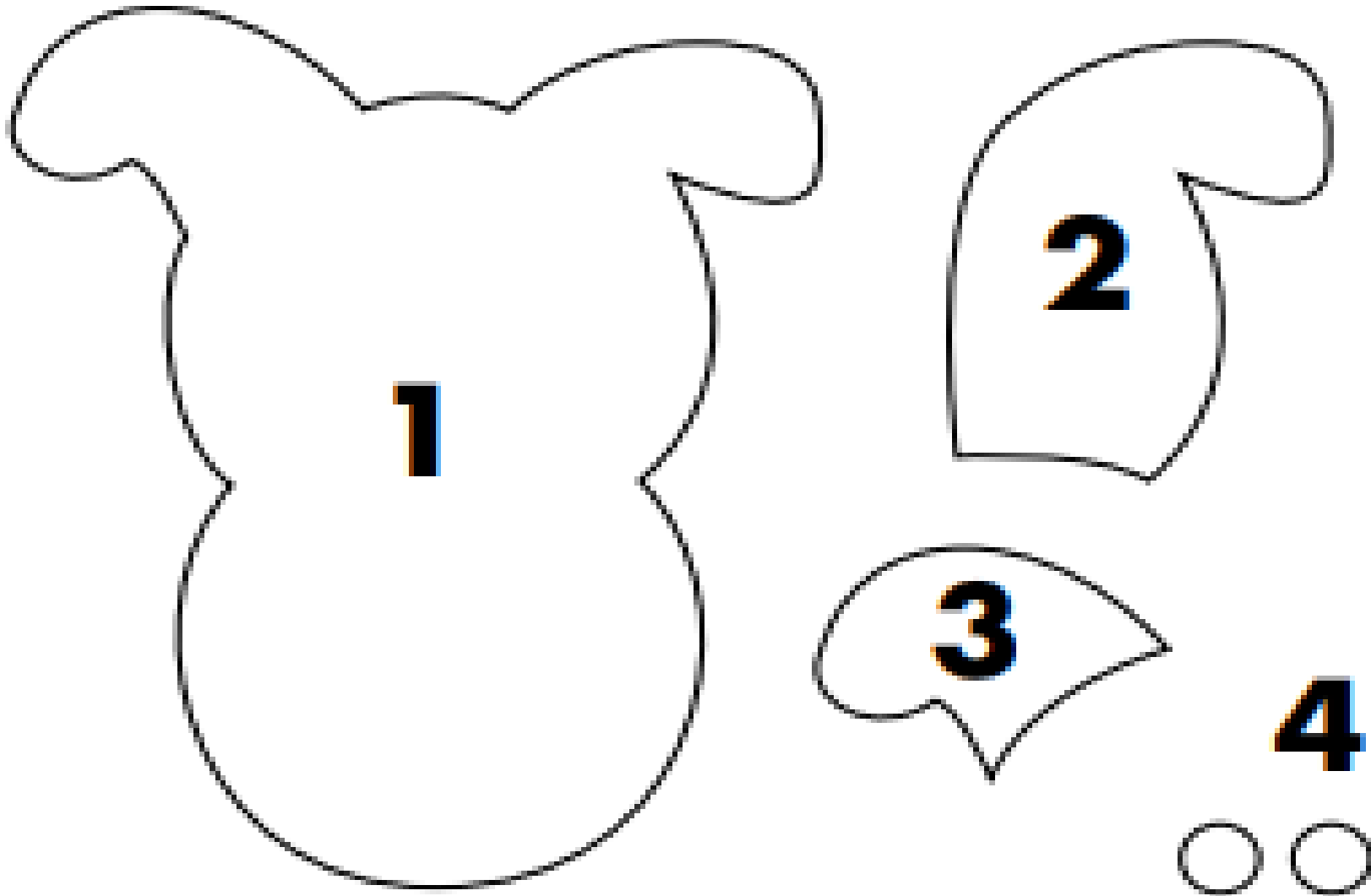


Snowball

- 1 - Base: white felt.
- 2 - Ears and nose: pink felt.
- 3 - Eyes: white felt.

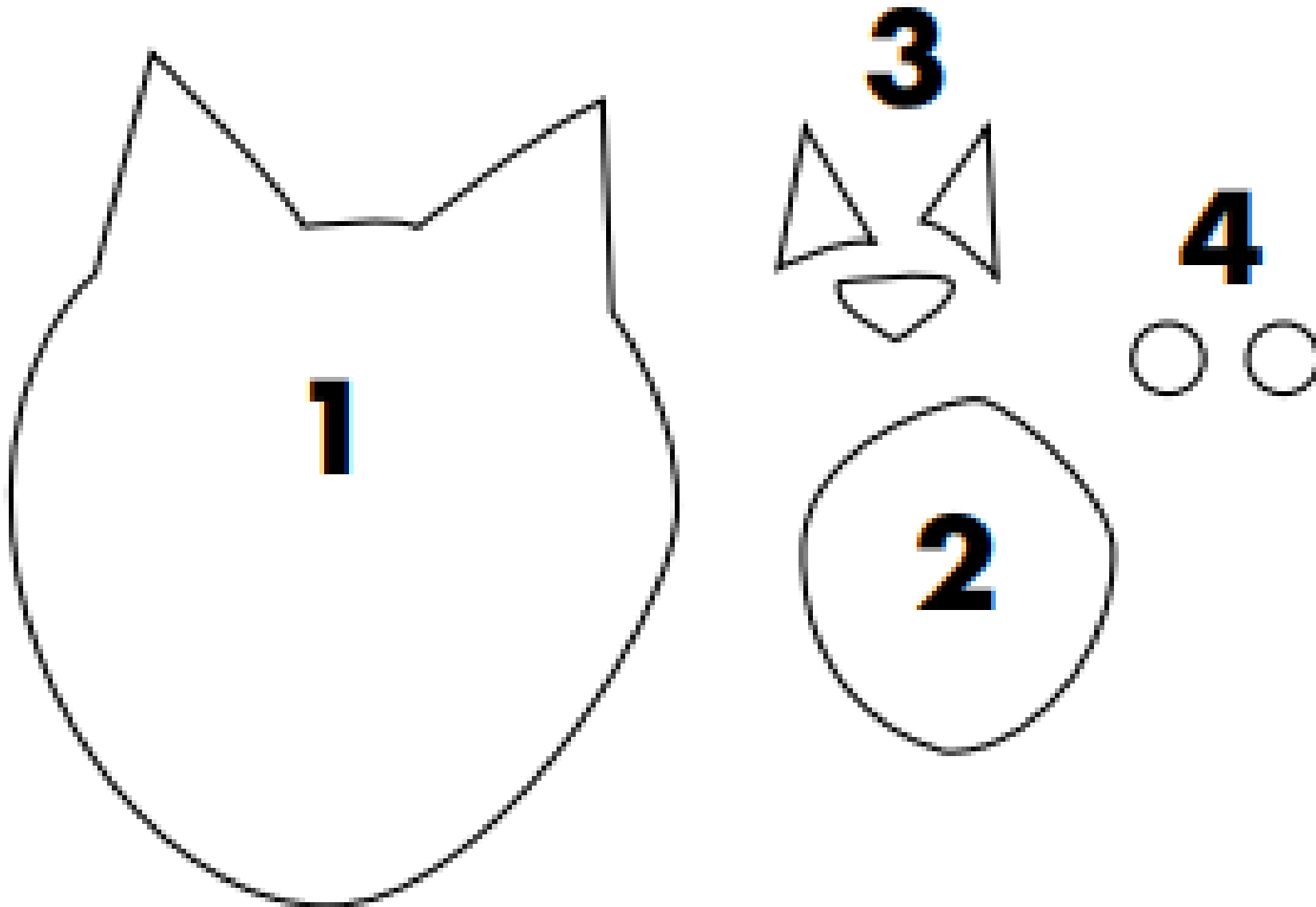


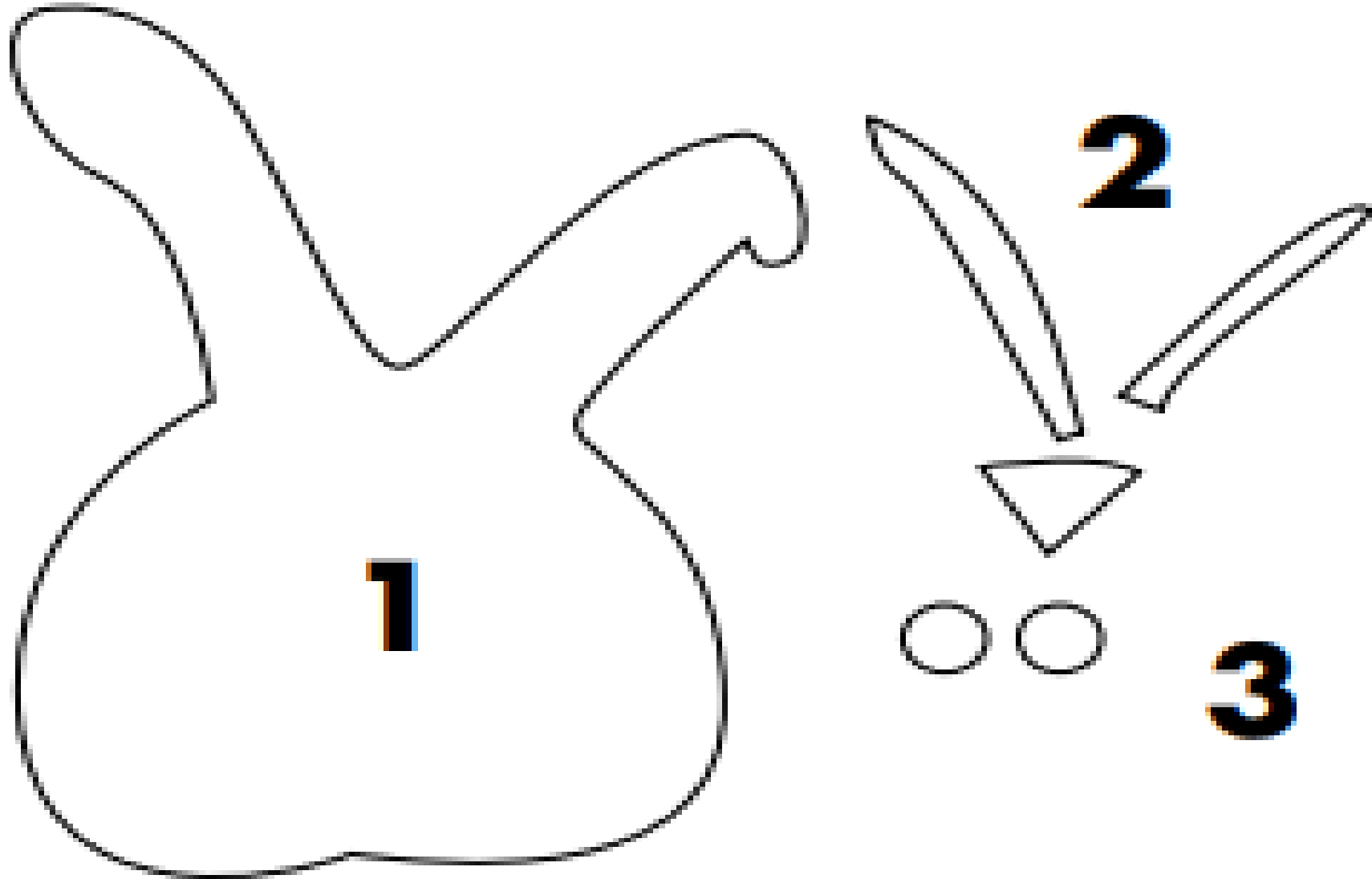
dog





Cat







SCARF

What's our starting point?

Ideas pool

Write your ideas about keeping teeth healthy by answering these questions:

- What can help to keep teeth healthy?
- What might damage teeth?
- Why is it important to look after our teeth?





Key word match-up

Can you match the word to the meaning?

Enamel

ways to keep teeth clean

Plaque

tiny holes in the tooth caused by a build-up of plaque

Cavity

hard, outer layer of the tooth

Oral hygiene

soft, sticky film that builds up on teeth and contains bacteria



Everyday Actions

The **Everyday actions cards** are a mix of actions that can affect our dental health.

On a piece of paper, draw three columns with the headings:

- **positive actions** ✓
- **negative actions** X
- **not sure/depends** ?

Write the card numbers in the correct column.

✓	X	?



✓	x	?



Resource 1 — Everyday Actions

1. Brush teeth twice a day for 2 minutes



2. Drinking fizzy drinks



3. Visiting dentist regularly



4. Smoking



5. Fruit juice and smoothies



6. Spitting out toothpaste after brushing



7. Forgetting to brush teeth



8. Flossing



9. Eating foods lower in sugar





10. Eating foods high in sugar



11. Rinsing straightaway after brushing



12. Chewing gum



13. Drinking water



14. Not visiting the dentist



15. Mouthwash

