












Letters and Sounds



Parent Weekly Newsletter

<p>Phase 3 New sounds this week</p>	<p>Each week your child will learn 3 or 4 new letter sounds and actions to represent these sounds. They will be using the letter sounds to read and write words containing the focus sounds. They will also practise the sounds they have already learnt.</p>	<p>Sounds already learnt</p>	
		<p>s a t p i m n d g o c k c k e u r h b f ff l ll ss</p>	<p>j v w x y z zz qu ch, sh, th, ng ai, ee, igh, oa ow, oi, ear, ur</p>
<p>ure</p>	<p>er</p>	<p>Tricky Words</p>	
<p>ure as in manure</p>	<p>er as in hammer</p>	<p>he, she, we, me, be, was, my, you, her, they, all</p>	
			
			
<p> Words to Read lure, sure, assure, insure, pure, cure, secure, manure, mature, hammer, rocker, ladder, supper, dinner, boxer, better, summer, banner</p>	<p>and Write  lure, sure, assure, insure, pure, cure, secure, manure, mature, hammer, rocker, ladder, supper, dinner, boxer, better, summer, banner</p>	<p> Activities</p> <ul style="list-style-type: none"> • Magnetic Letters • Little whiteboards and pens, and magic boards • Make your own flash cards (play snap, pairs,) • Put sound buttons underneath the words • Play Tricky Word Bingo 	
<p> Internet Games </p> <p>http://www.phonicsplay.co.uk/PictureMatch.html</p> <p>http://www.phonicsplay.co.uk/BuriedTreasure2.html</p>			