











# Letters and Sounds

## Parent Weekly Newsletter



<p><b>Phase 3</b> New sounds this week</p>	<p><b>Tricky Words</b></p>	<p><b>Sounds already learnt</b></p>	
	<p><i>Type in tricky words for that week</i></p>	<p>s a t p i m n d g o c k c k e u r h b f f l l s s</p>	<p>j v w x y z z z qu</p>
<p><b>Ch ch</b></p>	<p><b>Sh sh</b></p>	<p><b>Th th</b></p>	<p><b>Ng ng</b></p>
<p>ch as in chair</p>	<p>sh as in shop</p>	<p>th as in this th as in think</p>	<p>ng as in strong</p>
			
 <p><b>Words to Read</b> chop, chin, chug, check, such, chip, chill, much, rich, chicken, ship, shop, shed, shell, fish, shock, cash, bash, hush, rush, them, then, that, this, with, moth, thin, thick, path, bath, sing, song, king, hang, song, wing, long</p> 	<p><b>Write</b> <i>chop, chin, chug, check, such, chip, chill, much, rich, chicken, ship, shop, shed, shell, fish, shock, cash, bash, hush, rush, them, then, that, this, with, moth, thin, thick, path, bath, sing, song, king, hang, song, wing, long</i></p>	 <p><b>Activities</b> </p> <ul style="list-style-type: none"> <li>• Magnetic Letters</li> <li>• Little whiteboards and pens, and magic boards</li> <li>• Make your own flash cards (play snap, pairs,)</li> <li>• Put sound buttons underneath the words</li> </ul>	
 <p><b>Internet Games</b> </p> <p><a href="http://www.phonicsplay.co.uk/PictureMatch.html">http://www.phonicsplay.co.uk/PictureMatch.html</a></p> <p><a href="http://www.phonicsplay.co.uk/BuriedTreasure2.html">http://www.phonicsplay.co.uk/BuriedTreasure2.html</a></p>		<p><b>Sound Buttons</b></p> 	