

The Gingerbread Man

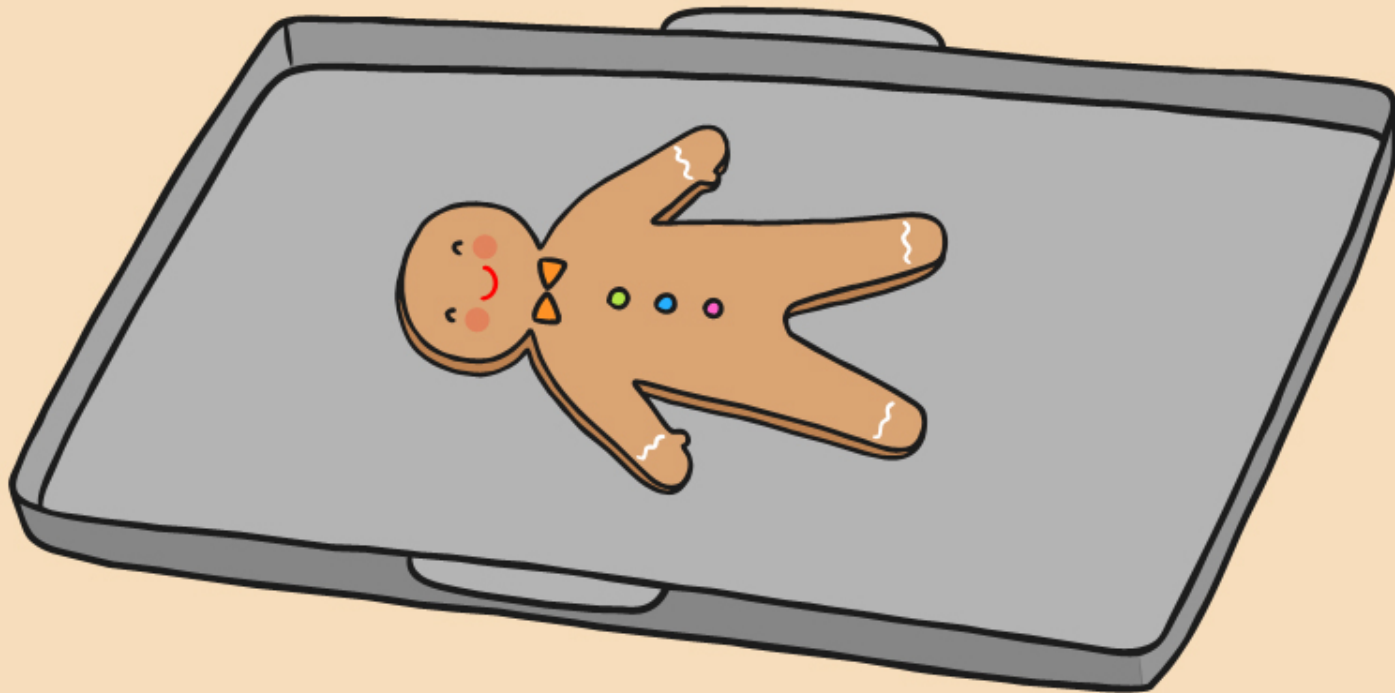


twinkl


Once upon a time, there lived a little old woman and a little old man.



One day, the little old woman made a gingerbread man.



When she opened the oven, the gingerbread man jumped off the baking tray and ran out of the house!



The little old woman and the little old man ran after the gingerbread man yelling, "Stop! Stop!" Sadly, they could not catch him.



The gingerbread man just laughed and said, “Run, run, as fast as you can! You can’t catch me I’m the gingerbread man!”



The gingerbread man ran until he came to a cat. “Stop!
You look good enough to eat!” said the cat.




The gingerbread man just laughed and said, “Run, run, as fast as you can! You can’t catch me, I’m the gingerbread man!”




The gingerbread man ran until he came to a dog. “Stop!
You look good enough to eat!” said the dog.



The gingerbread man just laughed and said, “Run, run, as fast as you can! You can’t catch me, I’m the gingerbread man!”



The gingerbread man ran on, then he came to a cockerel. "Stop! You look good enough to eat!" said the cockerel.




The gingerbread man just laughed and said, “Run, run, as fast as you can! You can’t catch me, I’m the gingerbread man!”




The gingerbread man ran down the lane and came to a pig. "Stop! You look good enough to eat!" said the pig.




The gingerbread man just laughed and said, “Run, run, as fast as you can! You can’t catch me, I’m the gingerbread man!”




A little further on the gingerbread man came to a cow.
“Stop! You look good enough to eat!” said the cow.




The gingerbread man just laughed and said, “Run, run, as fast as you can! You can’t catch me, I’m the gingerbread man!”



The gingerbread man ran on, then he came to a horse.
“Stop! You look good enough to eat!” said the horse.




The gingerbread man just laughed and said, "Run, run, as fast as you can! You can't catch me, I'm the gingerbread man!"



It was not long before the gingerbread man came to a boy. "Stop! You look good enough to eat!" said the boy.



The gingerbread man just laughed and said, “Run, run, as fast as you can! You can’t catch me, I’m the gingerbread man!”



The gingerbread man kept running and came to a girl. "Stop! You look good enough to eat!" said the girl and she joined in the chase.



The gingerbread man ran on, until he came to a river. He stopped as he could not swim!



Just then, a fox came by. "I can help you cross the river," said the fox. "Just hop onto my tail and I will swim across."



The gingerbread man saw the others coming. He knew that if he did not go with the fox he would be eaten, so he jumped onto his tail.



Soon the gingerbread man began to get wet. “Climb onto my back,” said the fox, so the gingerbread man did.



The water was getting even deeper. This time the fox said, "Jump onto my nose so that you don't get wet." The gingerbread man climbed onto the tip of his nose.













Just then, the fox tipped back his head and the gingerbread man flew into the air. The fox opened his mouth and SNAP!
That was the end of the gingerbread man.






The Gingerbread Man

Count the pictures and write down the answers in the circles

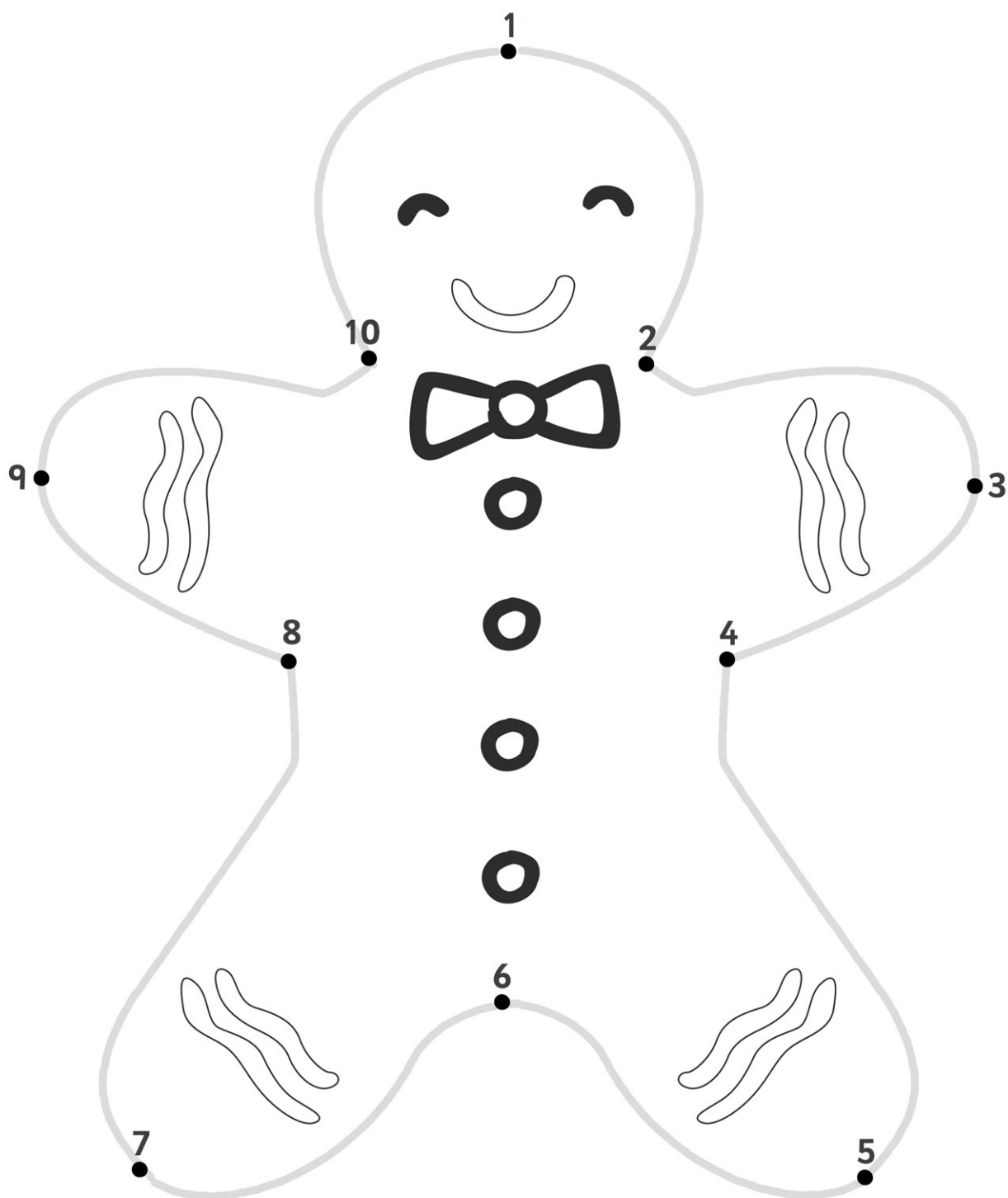
	<input type="text"/>
	<input type="text"/>
	<input type="text"/>
	<input type="text"/>
	<input type="text"/>
	<input type="text"/>
	<input type="text"/>
	<input type="text"/>
	<input type="text"/>
	<input type="text"/>



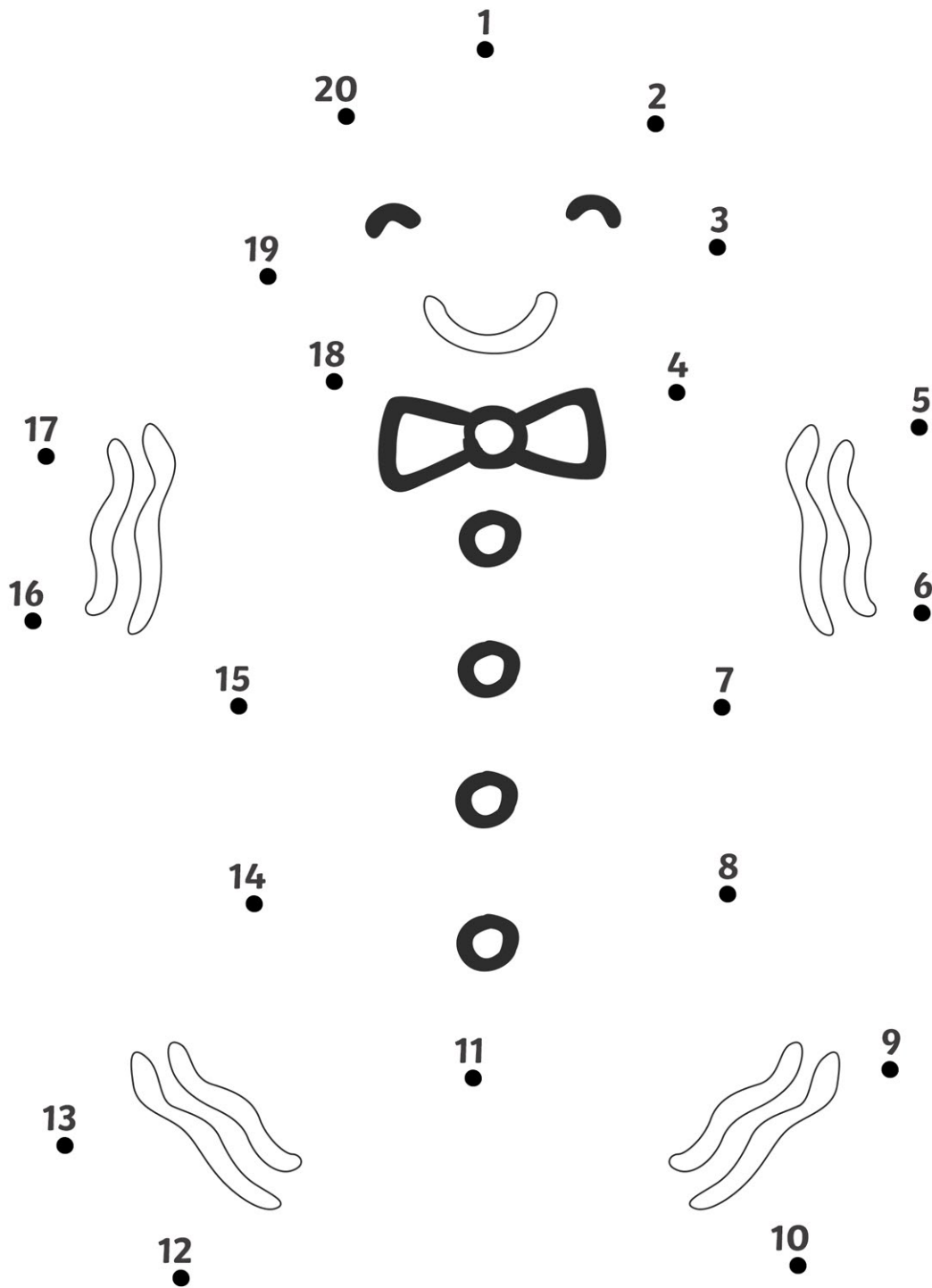
Design a Gingerbread Man



Join the dots and colour in the gingerbread man!




Join the dots and colour in the gingerbread man!




The Gingerbread Man Maze Challenge

Can you help the little old man find the Gingerbread Man?




The Gingerbread Man Maze Challenge

Can you help the boy find the Gingerbread Man?




The Gingerbread Man Maze Challenge

Can you help the girl find the Gingerbread Man?



The Gingerbread Man Maze Challenge

Can you help the Gingerbread Man find the pig?



Gingerbread Man Dice Game

In groups, take it in turns to roll a dice. The first one to finish rolling and to draw a complete gingerbread man is the winner!

Draw the eyes



Draw the clothes



Draw the smile




Draw the buttons



Draw the bow



Draw the hair





Trace the words below.


Gingerbread



oven

baked


cockerel

dog

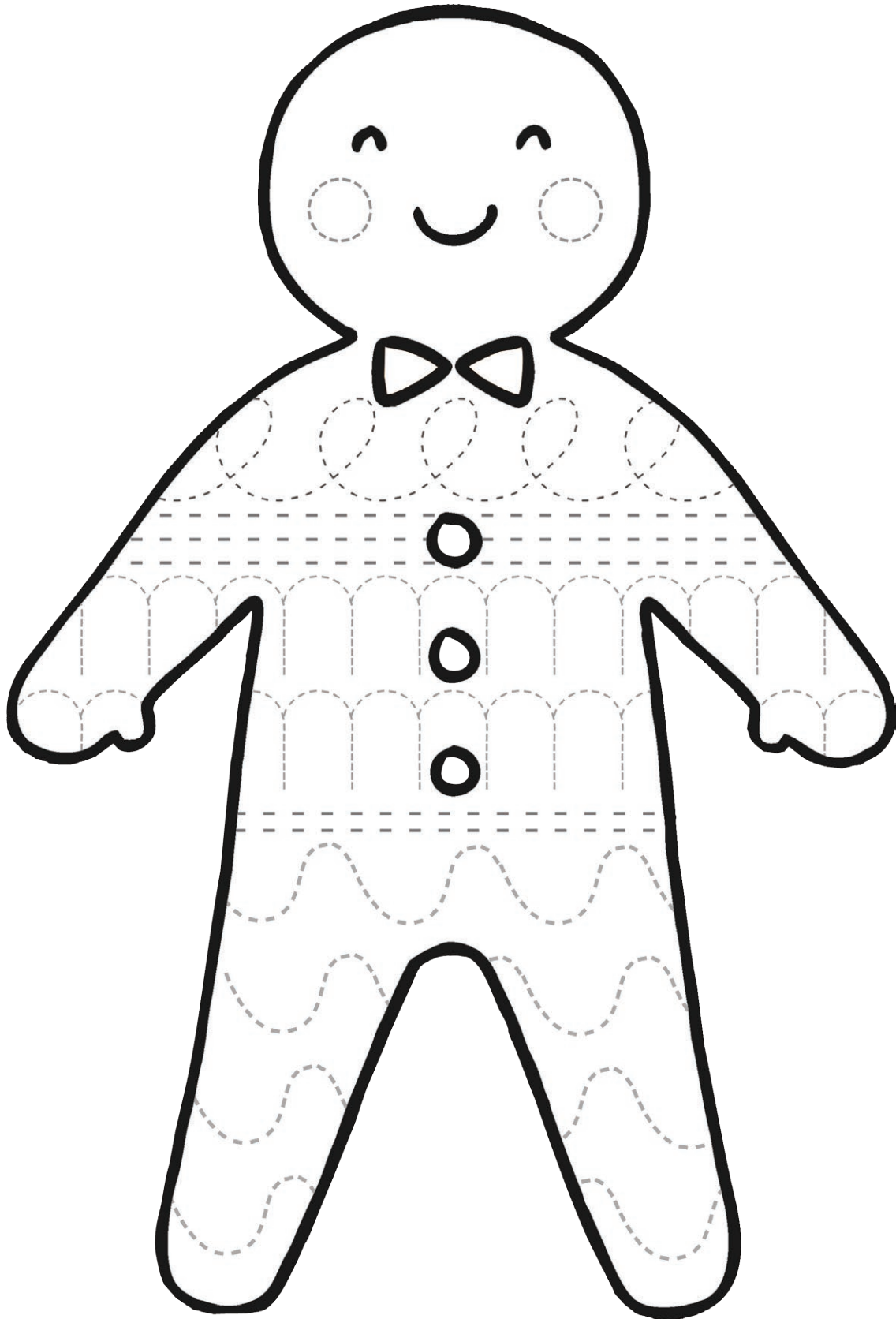









The Gingerbread Man Pattern Tracing



Gingerbread People





You will need:

- Rolling pin
- Gingerbread man cutter
- Sweets of your choice for decoration
- 350g plain flour
- 175g light soft brown sugar
- 100g butter
- 1 medium egg
- 4 tbsp golden syrup
- 1 tsp bicarbonate of soda
- 1 1/2 tsp ground ginger
- Icing

1



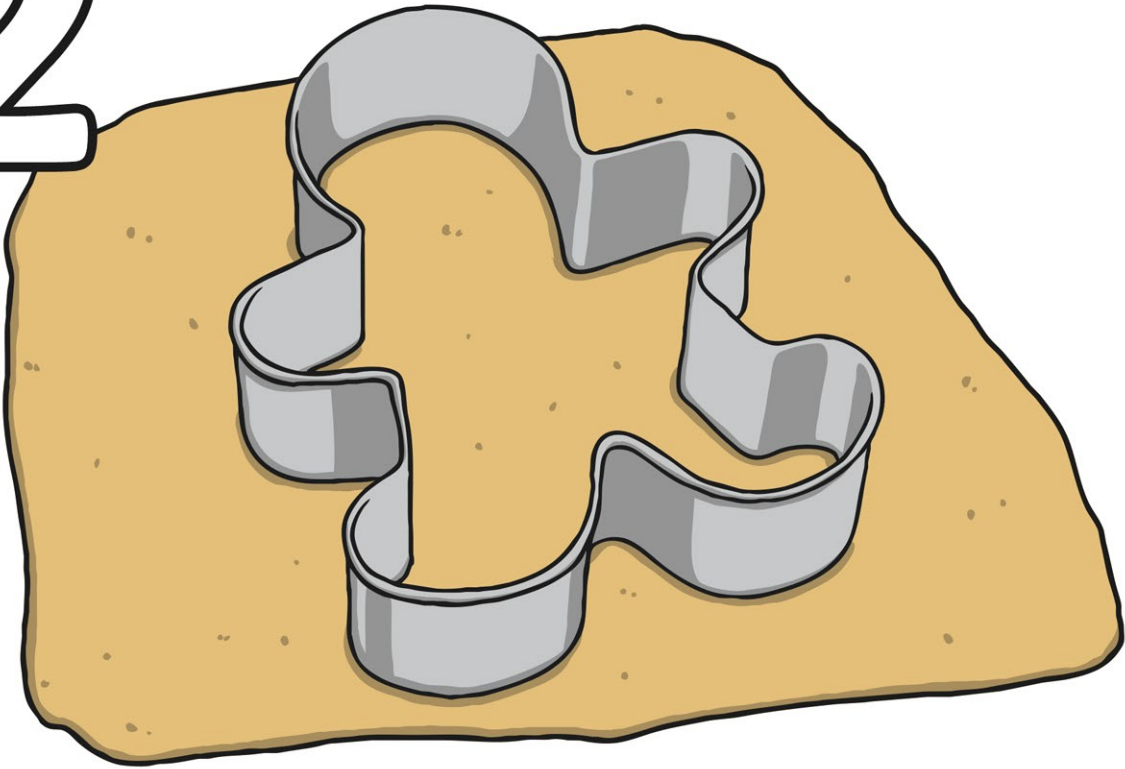
Put the flour, butter, ginger and bicarbonate of soda into a mixing bowl.

Mix it together with your fingertips until it is crumbly.

Add the sugar, syrup and egg.

Mix until it forms a firm pastry mix.

2



Preheat the oven to 180 °C or Gas Mark 4.

Dust your work surface with flour.

Using the rolling pin, roll out the pastry until it's about 5mm thick.

Using the pastry cutter, cut out the shapes.

3

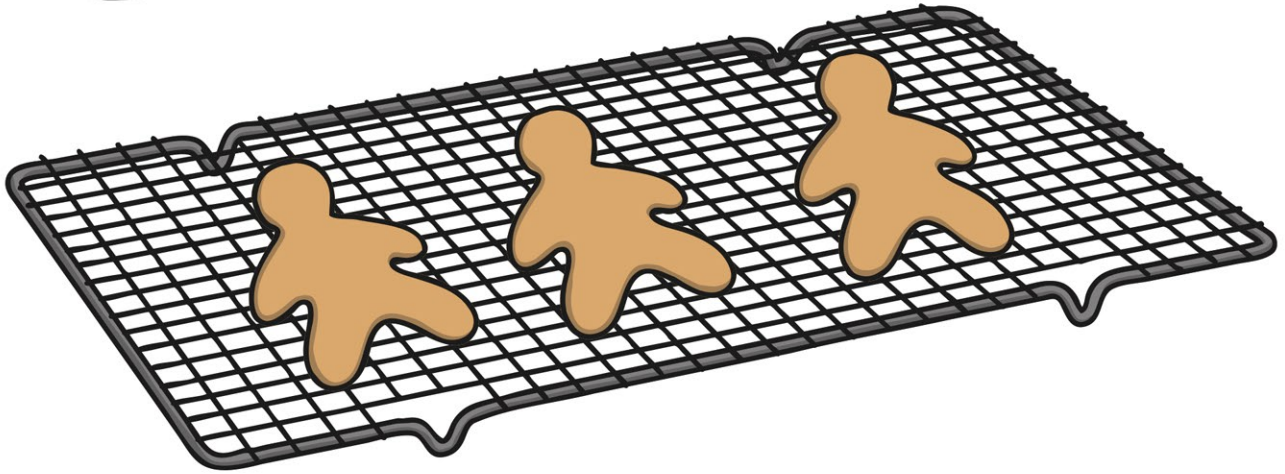


Place the cut-out pastry 2cm apart on a greased or non-stick baking tray. This means they won't spread into each other.

Using oven gloves, an adult should place the tray in the preheated oven.

Bake your gingerbread people for 15 minutes.

4



Place the baked gingerbread people onto a cooling rack.

Whilst they are cooling, gather together the items you want to decorate your gingerbread people with.

You could use raisins, chocolate drops, chocolate buttons and more!

5



Put a blob of icing on the gingerbread person where you want to put a decoration, and then stick the decoration on top.

The Gingerbread Man

Home Learning Challenge

In the story, the little old man and the little old woman follow a recipe to make some gingerbread man cookies. Try making a recipe with your family. You could make some gingerbread cookies or a different sweet treat or even something for lunch or dinner. You could draw a picture of what you make to show everybody.

There are 5 gingerbread man cookies on a plate. If 3 get eaten, how many are left on the plate?

Tell a grown-up the story of the Gingerbread Man. You could use different voices for the different characters or act out the story together. You could also go to the library to read the story together or look online for a version of the story to read.

Draw a picture or make a model of the Gingerbread Man. You could use crayons, paints, pencils or make a model using playdough or cardboard boxes and tubes. We would love to see what you make – you could take a photo of your work or bring it in to show everyone.



INDOOR SCAVENGER HUNT

primary playground

- Find a fork.
- Find something that is red.
- Find a tissue box.
- Find 3 things that have wheels.
- Find an orange crayon.
- Find something that is very soft.
- Find a band-aid.
- Find a key.
- Find 2 socks that match.
- Find something round.
- Find a sticker.
- Find a rubber band.
- Find a pair of glasses.
- Find an envelope.

