



Term: Spring 2.

Teacher & Year Group: Miss McInnes, Year 3, Week 5.

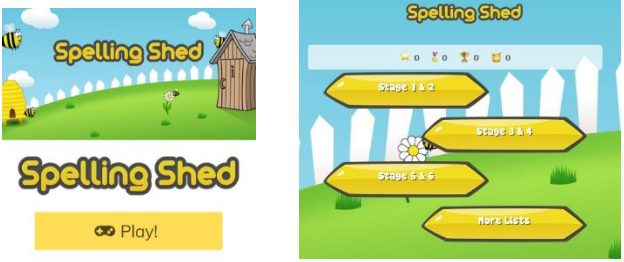
I hope you haven't eaten too much chocolate over Easter weekend and have been enjoying the beautiful weather we have had. I have attached some more activities to have a go at whilst you're at home.

Daily Activities.

English

Monday	Watch the clip https://youtu.be/usMEVqz4CrU Penguins make bad pirates. I would like you to create a story board using 6-8 pictures and writing a few lines about each picture below.
Tuesday	Today I would like you to have a think about what you think makes a good pirate, think about their appearances and what they usually do during their adventures. Can you now create your own pirate? Draw a picture, give him a name and write a few details about them.
Wednesday	I want you to look at the clip again and create a diary entry written by the captain. Remember to write the date first and use first person narrative as you are telling me about your days at sea. Try to describe what you did, saw, smelt, ate...
Thursday	Create a poster to advertise their ice cones. Include a picture and lots of colour to gain the interest of people and make sure you include the price! Can you use alliteration and lots of adjectives to encourage people to buy the delicious ice cones?
Friday	Now that you've seen his pirate adventure, I would like you to write your own story. Think about where you are sailing to, who are you with, what are you searching for, what problems you encounter on the way, what happens at the end. Also think about whether you are a kind pirate or a nasty pirate. Remember to write in paragraphs and use capital letters and full stops. Adjectives, similies and alliteration also make your work much more exciting for other people to read!



	<p>Practise spellings on Spelling Shed, go on to 'web game' and click on stages 3&4. Spelling practise sheets with activities are provided separately.</p> 
<p>Maths</p>	<p>There are a selection of activities to complete below looking at shape, multiplication, time and many other areas we have already covered in class.</p>
<p>Science</p>	<p>As we have been looking at Electricity I would like you to have a little think about the dangers of using electricity and identify them in the picture. You can either circle the hazards or write them down in your Home learning books.</p> <p>There is a link here to show you some dangers of electricity https://www.bbc.co.uk/bitesize/clips/z8x2tfr</p>
<p>Geography</p>	<p>Use the internet and any knowledge you already have about The Lake Districts and write a Trip advisor style review about the destination. You can draw pictures as well as writing about the best things to do and see there. You could also include a little map and don't forget to colour in the stars, 1 being not a very good place to visit and 5 being the best.</p>



Art



Can you create your own flower art using bits and bobs from around the house?

You could try and make a flower reef like the picture using the bottom of an egg carton.

P.E

<https://www.youtube.com/user/thebodycoach1>

Every morning at 9am, Joe Wicks streams a live PE lesson. It is 30minutes long, if you don't tune it at that time you can access it at any time on his YouTube channel, follow the link above.



English – Tuesday

Character Description

Character's Name:

Character's Name:

What do they look like?

Circle the **three** best words to describe the character's personality:

calm	aggressive	daunting	idiotic
wicked	polite	sinister	irresponsible
friendly	ambitious	fiery	cheery
shy	deceptive	anxious	calamitous
grateful	modest	self-assured	awkward
reckless	serious	gentle	honest
thoughtful	lively	lazy	despondent

Describe how these personality traits affect their actions:



Spellings

Stage: 3	Adding the suffix '-ally' which is used instead of '-ly' when the root word ends in '-ic.'
List: 22	Name:



Spelling Shed

Match the spelling with the definition

Spellings
basically
frantically
dramatically
historically
nationally
emotionally
accidentally
automatically
traditionally
specifically


- To do something without thinking
- To do something in a theatrical or dramatic manner
- In a way that relates to strong feelings
- When something is linked to the past
- To put something simply
- To do something in a traditional way
- To do something in a panicked way because of fear
- When something unplanned happens
- When something is done for a particular reason
- Something that relates to a whole country

a

Can you place suitable adverbs into the spaces in these instruction sentences?

1) _____, plant the seed.

2) _____, pat down the soil.



b

Mr Whoops has made two silly spelling mistakes. Can you help him to correct them? Use a dictionary if you need to.

I went to the jym yesterday and exercised so hard that I could hardly breathe.

c

Draw lines to the correct word endings.

	-sion or -tion?
exten	tion
inven	sion
comprehen	
ten	

d


Can you think of a noun, a past tense verb and a conjunction beginning with...

	a consonant?	a vowel?
noun		
past tense verb		
conjunction		

e


Place a tick in each row to show how you would form the plural version of the noun:

	irregular plural	Add -es	Add -ies
branch			
puppy			



f

Can you invent a line of direct speech for this character? Don't forget that the inverted commas go around the spoken words.





THE TALE OF PETER RABBIT

by Beatrix Potter, adapted by Twinkl



Once upon a time there were four little Rabbits, and their names were Flopsy, Mopsy, Cottontail, and Peter. They lived with their Mother in a sand-bank, underneath the root of a very big fir-tree.

“Now, my dears,” said old Mrs. Rabbit one morning, “you may go into the fields or down the lane, but don’t go into Mr. McGregor’s garden: your Father had an accident there; he was put in a pie by Mrs. McGregor.”

“Now run along, and don’t get into mischief. I am going out.” Then old Mrs. Rabbit took a basket and her umbrella, and went through the wood to the baker’s. She bought a loaf of brown bread and five currant buns.

Flopsy, Mopsy, and Cottontail, who were good little bunnies, went down the lane to gather blackberries; but Peter, who was very naughty, ran straight away to Mr. McGregor’s garden, and squeezed under the gate! First he ate some lettuces and some French beans; and then he ate some radishes; and then, feeling rather sick, he went to look for some parsley. But round the end of a cucumber frame, whom should he meet but Mr. McGregor!





The Tale of Peter Rabbit

Mr. McGregor was on his hands and knees planting out young cabbages, but he jumped up and ran after Peter, waving a rake and calling out, "Stop thief!"

Peter was most dreadfully frightened; he rushed all over the garden, for he had forgotten the way back to the gate. He lost one of his shoes among the cabbages, and the other shoe amongst the potatoes. After losing them, he ran on four legs and went faster, so that I think he might have got away altogether if he had not unfortunately run into a gooseberry net, and got caught by the large buttons on his jacket. It was a blue jacket with brass buttons, quite new. Peter gave himself up for lost, and shed big tears; but his sobs were overheard by some friendly sparrows, who flew to him in great excitement, and implored him to exert himself. Mr. McGregor came up with a sieve, which he intended to pop upon the top of Peter; but Peter wriggled out just in time, leaving his jacket behind him and rushed into the toolshed, and jumped into a can. It would have been a beautiful thing to hide in, if it had not had so much water in it. Mr. McGregor was quite sure that Peter was somewhere in the tool shed, perhaps hidden underneath a flowerpot. He began to turn them over carefully, looking under each.



Presently Peter sneezed, "Kertyschoo!"

Mr. McGregor was after him in no time, and tried to put his foot upon Peter, who jumped out of a window, upsetting three plants. The window was too small for Mr. McGregor, and he was tired of running after Peter. He went back to his work. Peter sat down to rest; he was out of breath and trembling with fright, and he had not the least idea which way to go. Also he was very damp with sitting in that can.



The Tale of Peter Rabbit

Quite close to him, he heard the noise of a hoe - scr-r-ritch, scratch, scratch, scritch. The first thing he saw was Mr. McGregor hoeing onions. His back was turned towards Peter, and beyond him was the gate! Peter got down very quietly off the wheelbarrow, and started running as fast as he could go, along a straight walk behind some blackcurrant bushes. Mr. McGregor hung up the little jacket and the shoes for a scarecrow to frighten the blackbirds. Peter never stopped running or looked behind him till he got home to the big fir-tree. He was so tired that he flopped down upon the nice soft sand on the floor of the rabbit-hole, and shut his eyes. His mother was busy cooking; she wondered what he had done with his clothes. It was the second little jacket and pair of shoes that Peter had lost in a fortnight!

I am sorry to say that Peter was not very well during the evening. His mother put him to bed, and made some camomile tea; and she gave a dose of it to Peter!

“One table-spoonful to be taken at bed-time.”

But Flopsy, Mopsy, and Cottontail had bread and milk and blackberries for supper.



1. What were the names of the four little rabbits?

2. What happened to Peter Rabbit's father?

3. Why were the rabbits left alone?

4. Find and copy a phrase which tells the reader that Flopsy, Mopsy and Cottontail were well behaved.

5. Where did Flopsy, Mopsy and Cottontail go after their mother had left?



6. In paragraph 4, what does the phrase **feeling rather sick** imply about Peter?

7. Look at the paragraph beginning **Peter was most dreadfully frightened...**
Choose another phrase in the text that creates a feeling of panic.

8. Look at the paragraph beginning **Mr. McGregor was after him in no time...**
Find and copy **three** phrases or sentences that show that Peter was uncomfortable.

1. _____
2. _____
3. _____

9. Match the following pieces of lost clothing to the places where they were left.

first shoe

gooseberry net

second shoe

in the cabbages

blue jacket with brass buttons

amongst the potatoes



10. Number the events below to show the order in which they happened in the story. The first one has been done for you.

- Peter sneezed.**
- Peter left his clothes behind in the garden.**
- Once upon a time there were four little Rabbits.**
- Peter ran to Mr. McGregor's garden.**
- Peter had camomile tea in bed.**
- Mr. McGregor was hoeing some onions.**
- Mrs Rabbit went through the wood to the baker's.**



11. How does Peter Rabbit's mother react to the state of her son?



12. In what ways is Peter Rabbit a hero?

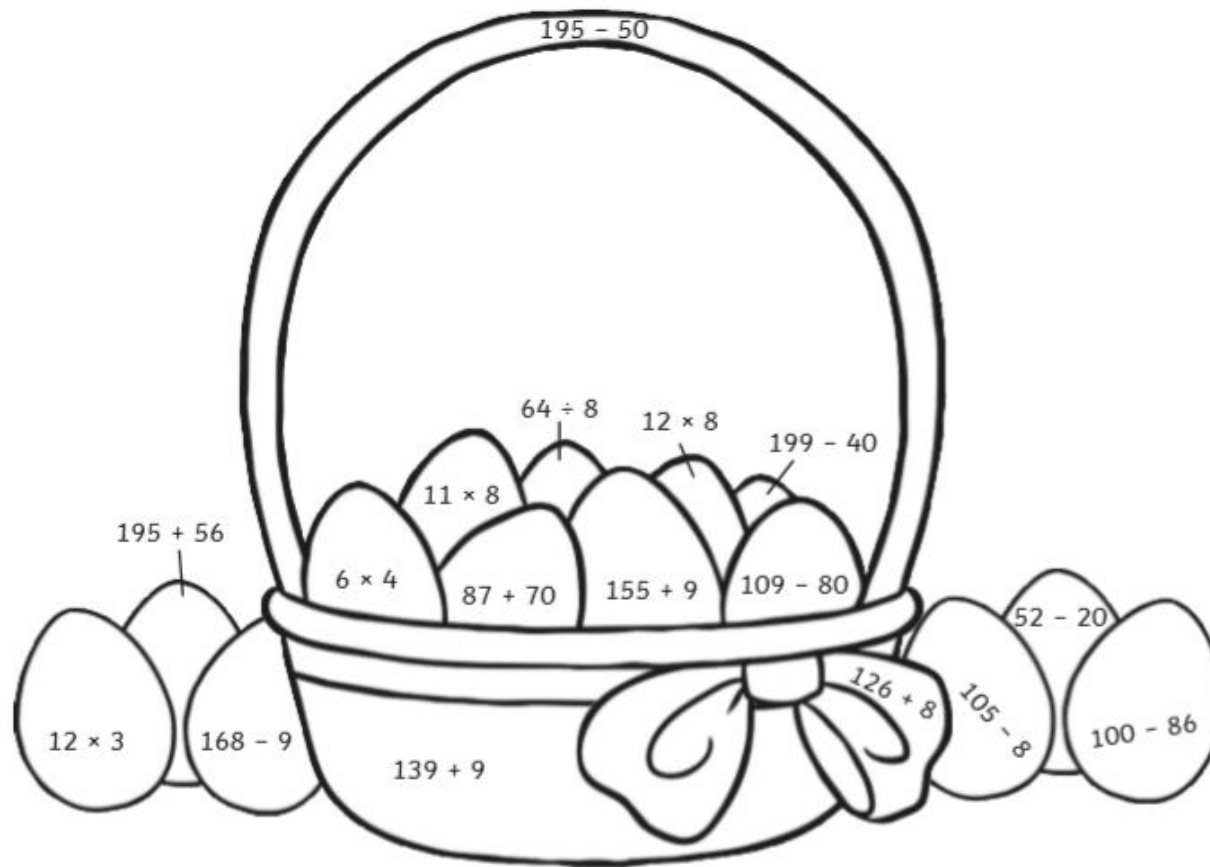


Maths

Springtime Colour by Calculations

Solve the calculations and use the key to colour each part of the spring-themed picture.

yellow	orange	purple	pink	brown	green	blue
1-30	31-60	61-100	101-140	141-150	151-160	>161





















Counting in 8s Spring Maze

Help the rabbit find the path through the maze to the carrots by counting on in eights from zero.



	0	16	24	32	40	48	56	
	8		32		40		40	
	16	24	32	40	48	40	32	
	56		48		56		64	
104	88	96	88	80	72	64	88	96
112		104		96		80		128
120	112	112	120	128	144	152	144	136
112		128		136		160		
120	128	136	128	144	152	160		
128		144		160		168		
136	144	152	160	168	152	160		










Springtime I Spy and Calculate

Count the spring-themed objects and then solve the calculations.



Spring Object			
	Number of flowers:	Number of petals on each flower:	Number of petals in total:
	Number of baskets:	Number of eggs in each basket:	Number of eggs in total:
	Number of groups of Easter eggs:	Number of Easter eggs in each group:	Number of Easter eggs in total:
	Number of lambs:	Number of legs on each lamb:	Number of legs in total:
	Number of cakes:	Number of eggs on each cake:	Number of eggs in total:

Challenge

Eli works out that there are 16 rabbit ears in a picture. How many rabbits were there? What calculation did you use to find the answer?



Multiplication and Division Facts Spring Mosaic

Multiplication 3×, 4× and 8× tables

Solve the maths problems to reveal the hidden picture. Each answer has a special colour:

3, 4, 6, 9, 15, 21, 27, 36 or 56 = blue

24, 32, 33, 40 or 48 = green


8, 12, 16, 20 or 30 = purple

28, 64, 72 or 80 = yellow

3×1	12×3	1×4	3×4	8×1	4×3	5×3	9×4	3×3
7×3	3×5	4×2	4×5	5×4	10×3	8×2	4×9	3×12
4×1	4×5	5×4	1×8	7×4	5×4	3×10	2×4	5×3
2×3	8×7	3×10	2×4	2×8	4×3	2×4	7×3	4×9
4×9	1×3	3×3	4×3	4×4	3×10	3×3	4×1	3×2
3×2	9×3	3×12	3×7	8×3	3×1	12×3	1×4	12×3
4×12	3×11	5×3	9×4	4×6	7×3	3×3	6×8	8×4
6×4	6×8	5×8	3×9	4×10	1×3	8×5	11×3	3×11
3×9	10×4	3×8	7×8	6×8	2×3	12×4	10×4	3×3
7×8	12×3	1×4	4×8	8×6	4×6	8×7	5×3	9×4



Easter Holiday Time!



What time did the children get up?



What time did the children set off for the farm park?



What time did the children stop for breakfast?



What time did the children arrive at the farm park?



Draw the hands on the clock to show what time the children had lunch at the cafe.



The egg hunt started at five minutes to three. Draw the hands on the clock to show this time.



The clock shows what time the children went to see the lambs being fed. They came out of the barn after half an hour. Draw the hands on the clock to show when the lamb feeding finished.



The clock shows what time the children began their journey home. It took 2 hours and 15 minutes. Draw the hands on the clock to show when they got home.



Egg Boxes

These Easter eggs all need to be packaged in different boxes. Can you match the Easter egg to the correctly shaped box? The first one has been done for you.

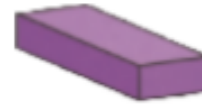
Chocolate Egg



cuboid



Egg Box



cube



cylinder



triangular
prism



tetrahedron



square-based
pyramid



Challenge

Pick one of the Easter eggs and look at its box. Can you describe the properties of the 3D box to a partner and ask them to work out which egg you have chosen?



Spring Code Breaker

Solve the calculations and use the code breaker to spell out the spring-themed words.

A	B	C	D	E	F	G	H	I	J	K	L	M
26	25	24	23	22	21	20	19	18	17	16	15	14

N	O	P	Q	R	S	T	U	V	W	X	Y	Z
13	12	11	10	9	8	7	6	5	4	3	2	1

	Answer	Letter
5×5		
$260 \div 10$		
2×4		
Double 8		
11×2		
$\frac{1}{2}$ of 14		

	Answer	Letter
3×5		
Double 13		
7×2		
5×5		

	Answer	Letter
6×4		
$65 - 46$		
9×2		
$\frac{1}{2}$ of 48		
4×4		
$64 \div 8$		

	Answer	Letter
$38 \div 2$		
$48 \div 4$		
$56 \div 8$		
3×8		
$72 \div 8$		
3×4		
$40 \div 5$		
$24 \div 3$		
$\frac{1}{2}$ of 50		
$48 \div 8$		
$130 \div 10$		

	Answer	Letter
11×2		
$100 \div 5$		
5×4		
$32 \div 4$		

	Answer	Letter
$100 - 75$		
$18 \div 3$		
$26 \div 2$		
$100 - 87$		
$16 \div 8$		





Spring Board Game

START	 + 12	 - 15			
			 + 9	 - 11	 + 15
FINISH					 + 20
	 + 10	 - 4	 + 12	 - 15	 - 13
				 + 10	 + 14
 - 13	 + 14	 - 11	 + 16	 - 10	
 + 17					 + 16
 - 4	 + 16	 - 9	 + 12	 - 12	 + 18



Mental Maths

Section 1

Carrie is three. Her sister is double her age. How old is her sister?

Section 2

Calculate:

$200 \div 4 = \square$

$60 \div 2 = \square$

$100 \div 5 = \square$

Section 3

There are 20 books in one pile. If there are eight piles of books, how many books are there altogether?



Write a number statement.

Section 4

Use the column method to work out:

$$\begin{array}{r} 35 \\ + 23 \\ \hline \end{array}$$

Section 5

I think of a number.

I double it.

The answer is 14.

What number was I thinking of?

Section 6

$39 + \square = 48$

$22 + \square = 30$

Section 7

Draw a diagram to show a shape that is half shaded.

Section 8

Find $\frac{1}{2}$ of 18.





Science

Spot the Electrical Dangers!



Oh dear! This kitchen doesn't look very safe! How many electrical dangers can you find and circle?

Use your ideas from the picture to write a list of electrical safety rules for your home or classroom.

The first rule has been done for you.

1. Do not use electricity near water.

2. _____

3. _____

4. _____

5. _____

6. _____



Geography



Hotel Arts Barcelona Reviews, Catalonia

- Home
- Barcelona ▾
- Hotels ▾
- Flights
- Holiday Rentals
- Restaurants
- Things to Do
- Best of 2013
- Trending
- More ▾
- Write a Review

Location name

Title of review



Image

Image

Description of the area



Negative things about the area

Good things about the area

Tips for people who decide to go there
