



Term: Spring 2.

Teacher & Year Group: Miss McInnes (Week 3)

Home Learning

As we are entering our 3rd week, I am sure you are all missing school a lot now and the teachers are all missing you too. I hope you are doing lots of helpful jobs for your adults at home and behaving well too!
I have attached some more lessons for you to be getting on with at home, please do as much as you can.
I hope you are all safe and well and I look forward to seeing you back in school soon.

I have set daily tasks continuing with the book 'The Day the Crayons Quit', complete your work in your Home Learning book or on paper.

I will also attach a comprehension and some grammar work alongside this. Remember to keep practising your cursive handwriting, so it is lovely and neat for when we come back to school.

The Day the Crayons Quit – Daily Activities.

English



Monday

I have attached a sheet further on with all the crayons from the book 'The Day the Crayons Quit'. Your task today is to find as many different names for the colours as you can. If you are really struggling, you can google 'colour thesaurus' for some help.
As an example:



Red – rouge, cherry, blood, scarlet.

Tuesday

Choose one of your new colours from yesterday and create a character profile about your new crayon. Include a picture of your new crayon, its name (Robbie Rouge/ Silly Scarlet), your crayons characteristics (what is your crayons personality like), feelings and features that make it special and better than others.

**Wednesday**

Using your profile of your new crayon, write a letter to Duncan explaining why you have gone missing. Describe how he has used you and how you feel about it. Are you happy with the way he's used you or are you sad, angry...? Remember to add lots of detail!

Play this video, listen to the way the story is told, how the letters have been written with exaggeration and detail.

<https://www.bing.com/videos/search?q=The+day+the+crayons+quit&docid=607991923592923407&mid=851E864F105031859157851E864F105031859157&view=detail&FORM=VIRE>

Thursday

Listen and watch the video of the story 'The Day the Crayons Came Home'

<https://www.youtube.com/watch?v=9FEGyPeaAnE>

Answer these questions when you have watched and listened to the story.

- Which crayon was broken in half and how was it nursed back together?
- Where will you find 'Glow in the Dark' Crayon and how did it get there?
- What did Pea Green name himself?
- Who got stuck to a sock and how did it happen?
- What did Duncan build for his crayons and why do you think he did that?

Thinking about your new crayon, can you write a postcard to Duncan telling him about another adventure you have been on and why you want to come home. It may be a trip to the fridge, somewhere in the garden or lost in the washing machine. Ask Duncan to come and find you just like the other crayons do in the story.

There is a template of a postcard in this pack.

Friday

Choose any of the crayons, think about their letter, why they were so sad, why they left or why they were angry for Duncan leaving them. Use this to write an apology letter from Duncan to one of the crayons. If you were Duncan, how would you feel after knowing you treated your crayon badly, or you left your crayon somewhere?

To start the letter you need to write Dear _____ Crayon,

Then end the letter with a heartfelt apology and state who it is from (Duncan)



Practise spellings on Spelling Shed, go on to 'web game' and click on stages 3&4. Spelling practise sheets with activities are provided separately.



Scroll down for extra sheets to help you with this work, grammar sheets and a reading comprehension.

Maths

Scroll down for your Maths activity sheet which includes 8 questions to complete over the week.
Go on TT-Rockstars at least once a day.

Art

Create your own perfect home for the entire box of crayons thinking carefully about each colour and its specific needs. E.g. is it a short crayon and therefore needs a smaller space to live.



Religious Education

What are you thankful for? Have a think about all the things you are thankful for today.
Can you write your own thank you prayer based on all the things you are thankful for?

Geography

Can you create your own acrostic poem for the Lake District? Remember, the first letter of every line should be the first letter of the word. Example:

Lots of people visit every year	D
A	I
K	S
E	T
	R
	I
	C
	T



<p>PE</p>	<p>https://www.youtube.com/user/thebodycoach1</p> <p>Every morning at 9am, Joe Wicks streams a live PE lesson. It is 30minutes long, if you don't tune it at that time you can access it at any time on his YouTube channel, follow the link above.</p>
<p>SCARF</p>	<p>https://www.bing.com/videos/search?q=how+to+make+paperchain+people+with+a4+paper&&view=detail&mid=1563F3D6AEBBDBF2D4541563F3D6AEBBDBF2D454&&FORM=VRDGAR&ru=%2Fvideos%2Fsearch%3Fq%3Dhow%2Bto%2Bmake%2Bpaperchain%2Bpeople%2Bwith%2Ba4%2Bpaper%26FORM%3DHDRSC3</p> <p>Follow this link or type in google - how to make paperchain people with a4 paper Create your own people paper chain, colour it in and remember we are a family, we are a team and we stick together.</p>
<p>SCIENCE</p>	<p>We are carrying on with our topic of electricity. This week I want you to find 9 items in your house that have a switch. Either draw or write them on the sheet below and then think about what each appliance produces. E.g. does it produce LIGHT, TEMPERATURE, MOVEMENT OR SOUND.</p>



English

Here are all the crayons from the book 'The Day the Crayons Quit'. How many different names for each colour can you find? You may want to use a colour thesaurus for example: red – cherry, blood, rouge, scarlet.



Red



Purple



Beige



Grey



White




Black



Green



Yellow



Orange



Blue



Pink



Peach



Postcard template

A large rounded rectangular frame divided into two vertical panels. The left panel contains ten horizontal lines for writing. The right panel features a red postage stamp in the top right corner, depicting a profile of a woman wearing a crown, with the text '1ST' in the bottom left corner of the stamp. Below the stamp are three horizontal lines for an address.



Year 3 Grammar

Choose 1 or 2 questions a day, rewrite them and answer in your Home Learning book ☺


a

Match each word class label to the correct word in the sentence. Complete the missing label.

The class helpfully searched for Lorna's lost sock but they couldn't find it

adverb apostrophe word used for contraction

_____ apostrophe word used for possession



b

Add the prefixes sub- or super- to these root words:

_____ star

_____ way

_____ market

c

Circle the correct homophone word to fit in the sentence:

Elijah couldn't believe how tall his sunflower had ___ in just one week.

groan / grown

Now, use the other homophone word in your own sentence.

b

Mr Whoops has accidently jumbled up a subordinating conjunction. Can you help him to unjumble it?

ftare _____


Now, use the conjunction in a sentence about something that has happened today.

d

Look at the picture. Can you fill in the missing verbs to create past tense sentences?

Ben and Connor _____ in their dodgem cars.


"That was fantastic!" _____ Ben.



f

Can you up-level this sentence by adding an expanded noun phrase, a conjunction and extra detail?

Maddy had baked her dad a cake.





Spellings

Stage: 3	Adding the suffix '-ly' when the root word ends in '-le' then the '-le' is changed to '-ly.'
List: 21	
Name: _____	



Spellings	1 st Attempt	2 nd Attempt	3 rd Attempt	4 th Attempt	5 th Attempt
gently					
simply					
humbly					
nobly					
durably					
terribly					
incredibly					
responsibly					
wrinkly					
possibly					



Reading comprehension

Emma's Puppy Problem

11 As soon as she turned eight years old, Emma knew that
 21 she was old enough for the responsibility of looking after
 33 a puppy. She had even promised to start doing all of the
 46 things you would do with a dog to prove to her boring dad
 58 that she could. Emma knew she had to go on long walks
 70 twice a day, although she did not get out of bed before
 80 midday. She watered the plants in the house every day
 89 to prove that she could keep something alive, although
 100 she watered them a bit too much. Emma also knew one
 110 thing for certain: she would not be picking up anything
 122 that the dog left in the back garden. Not once. Not ever.
 127 That was her dad's job.



Quick Questions



1. Who is stopping Emma from getting a puppy?



2. Why do you think that the author describes dad as 'boring'?



3. What makes you think that Emma is not ready to get a puppy? Use evidence from the text.



4. Summarise the main point of this story in 20 words or less.

Section 1

Start at 0.

What number do you reach if you count three steps of 8?

Section 2

Calculate:

$90 + 60 =$

$60 + 70 =$

$140 - 80 =$

$200 - 120 =$

Section 3

Three friends equally share 30 sweets.

How many sweets do they each have?



Section 4

Cathy has £5.50.

She spends £2.75.

How much money does she have left?

Section 5

How much is six 5ps?



Section 6

Add together the number of sides a hexagon and a triangle have.

Section 7



What is half of 16 added to a third of 15?

Section 8

One stamp costs 90p. What do three stamps cost?






1	Add these three numbers: five and five and five.	
2	What is the next number in this sequence? 13, 23, 33, 43 ...	
3	What is nine minus five?	
4	Write the same number in each triangle to make the multiplication correct.	
5	When I doubled a number, the answer was 16. Which number did I double?	
6	Put a cross on the shape which is <u>not</u> a hexagon. You should put a cross on only one shape.	
7	What even number comes between twenty-two and twenty-five?	
8	If I have three pots with four pencils in each pot, how many pencils do I have altogether?	
9	Jill chose a number. She doubled it. Her answer was one hundred and two. What number did she double?	
10	There are twenty-eight children in a classroom. Half of them are girls. How many are boys?	



Science

Look around your house can you write the names of or draw a picture of 9 objects that have a switch.

1. 	2.	3.
4.	5.	6.
7.	8.	9.

Now can you record if the appliance produces LIGHT, SOUND, TEMPERATURE OR MOVEMENT? Don't forget that some appliances may produce more than one.

1. Sound and movement
- 2.
- 3.
- 4.
- 5.
- 6.
- 7.
- 8.